

Orange County Transportation Authority

Darrell E. Johnson, OCTA Chief Executive Officer
Construction Network • Nov. 1, 2022



What is OCTA?



Complete Streets

- Active transportation
- Signal synchronization
- OC Bridges
- City formula funding
- Local competitive grants funding



Transit

- OC Bus and paratransit
- OC Streetcar
- OC Flex microtransit
- Community-based transit
- Metrolink
- LOSSAN managing agency



Sustainability

- Zero-emission bus
- Air quality initiatives
- Innovative wildlife and habitat mitigation and preservation
- Water-quality grants
- Climate resiliency planning



Highways

- Measure M projects
- HOV lanes
- General-purpose lanes
- Tolled express lanes
- Motorist services

Chief Operating Officer



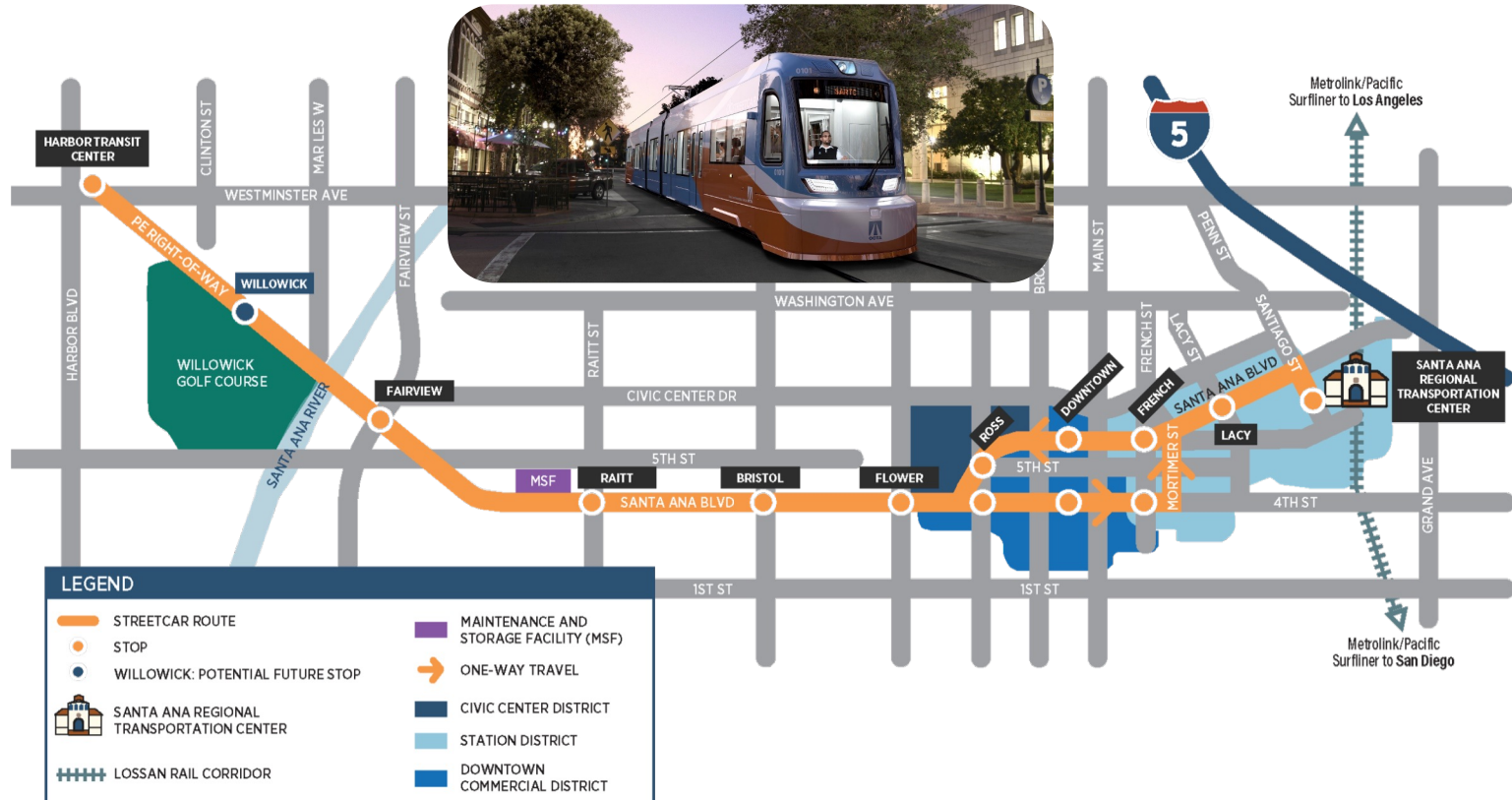
Johnny Dunning Jr.
OCTA Chief Operating Officer



Scope & Benefits:

- 4.1 miles connecting Santa Ana transportation center to Harbor Boulevard in Garden Grove
- Improves air quality, eases congestion, provides high-frequency transit, enhances transit connectivity

Status:
Operations
scheduled to
begin in **2024**



I-405 Improvement Project



Scope:

- Primarily within existing right of way
- Two new lanes stretching 16 miles each direction between Costa Mesa and the LA County line
 - One regular lane
 - Creation of 405 Express Lanes
- 18 bridge replacements
- Improvements to local streets and interchanges
- \$2.08 billion total cost
- Six-year, design-build contract

Status:

- Approximately 85% complete
- **2023:** Anticipated completion



I-5 South County Improvements



Scope:

- Extends second carpool lane between Alicia Parkway and El Toro Road
- Creates regular lane between Avery & Alicia parkways
- Improves interchanges, an overcrossing, on- and off-ramps and auxiliary lanes



Status:

- **Late 2024:** Anticipated completion

SR-55 (I-405 to I-5) Improvements



Scope:

- Decreases congestion and increases throughput with:
 - Second carpool lane in each direction
 - One regular lane in each direction
 - Auxiliary lanes

Status:

2026: Anticipated completion


Measure M Overview

Measure M2 (OC Go): 2011-41



- Renewed by voters in 2006 for 30 years
- Began collection in 2011
- \$15 billion program
- Leveraged \$3.5 billion to date in external revenues

Measure M1: 1991-2011

- Successful implementation
- Delivered more than \$4 billion in transportation improvements
- Leveraged \$1.2 billion in external revenues



ENVIRONMENTAL

-  A total of 5% of OC Go Freeway Program funds is allocated to the Freeway Environmental Mitigation Program
-  A total of 2% of the overall OC Go Program funds is allocated to the Environmental Cleanup Program

Next 10 Delivery Plan



Streets

- Returns 18% to local agencies for transportation needs
- Provides annual grants to address bottlenecks
- Funds ongoing coordination of 2,200 traffic signals



Transit

- Maintains Metrolink service and improves rail stations
- Begins operation of OC Streetcar
- Enhances mobility options for seniors and persons with disabilities
- Continues support for localized transit options



Environmental

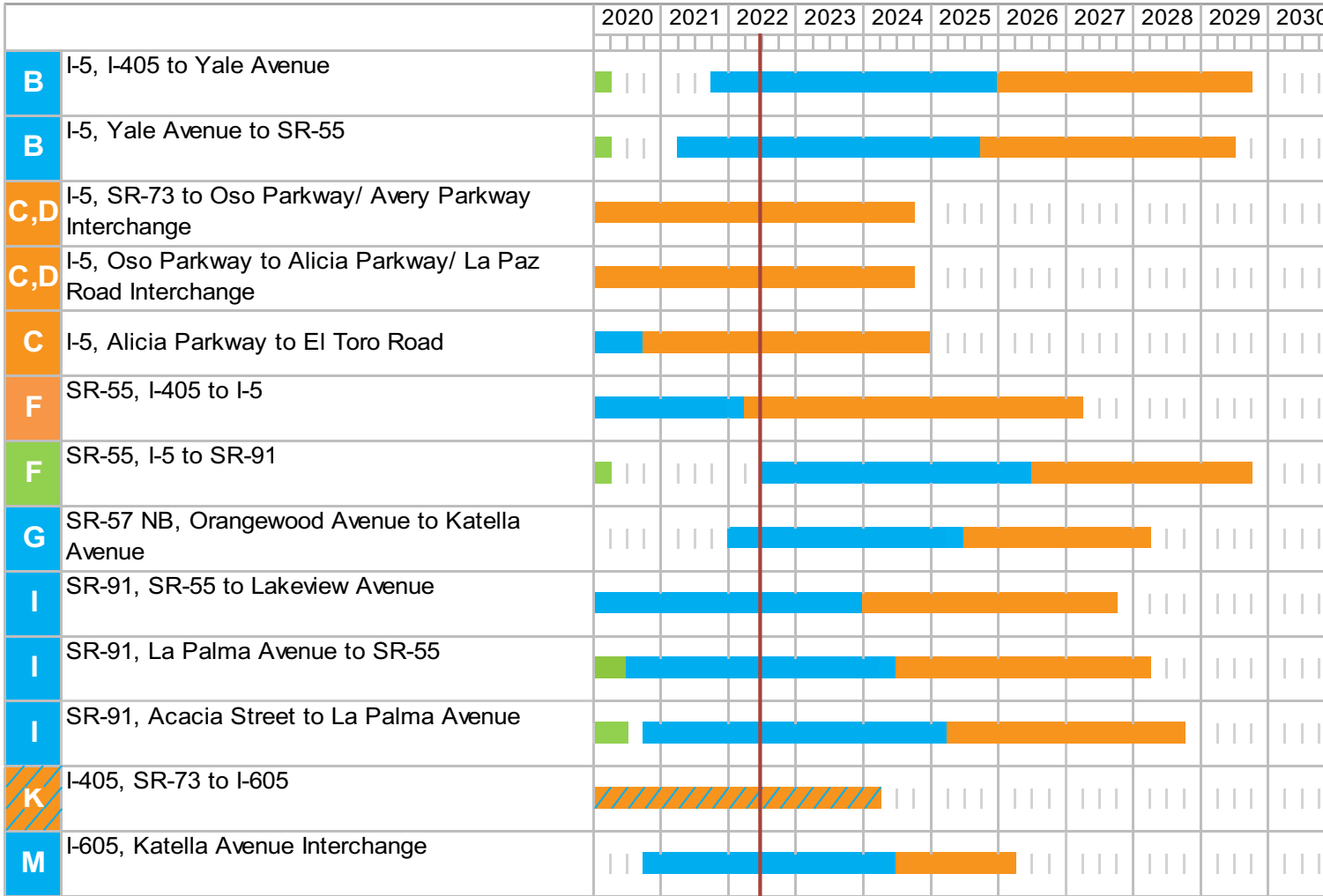
- Ensures ongoing preservation of open space properties
- Provides annual grants for water cleanup projects



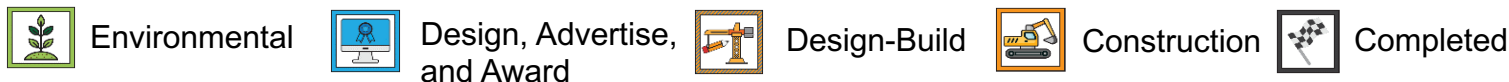
Freeways

- Delivers 13 freeway projects

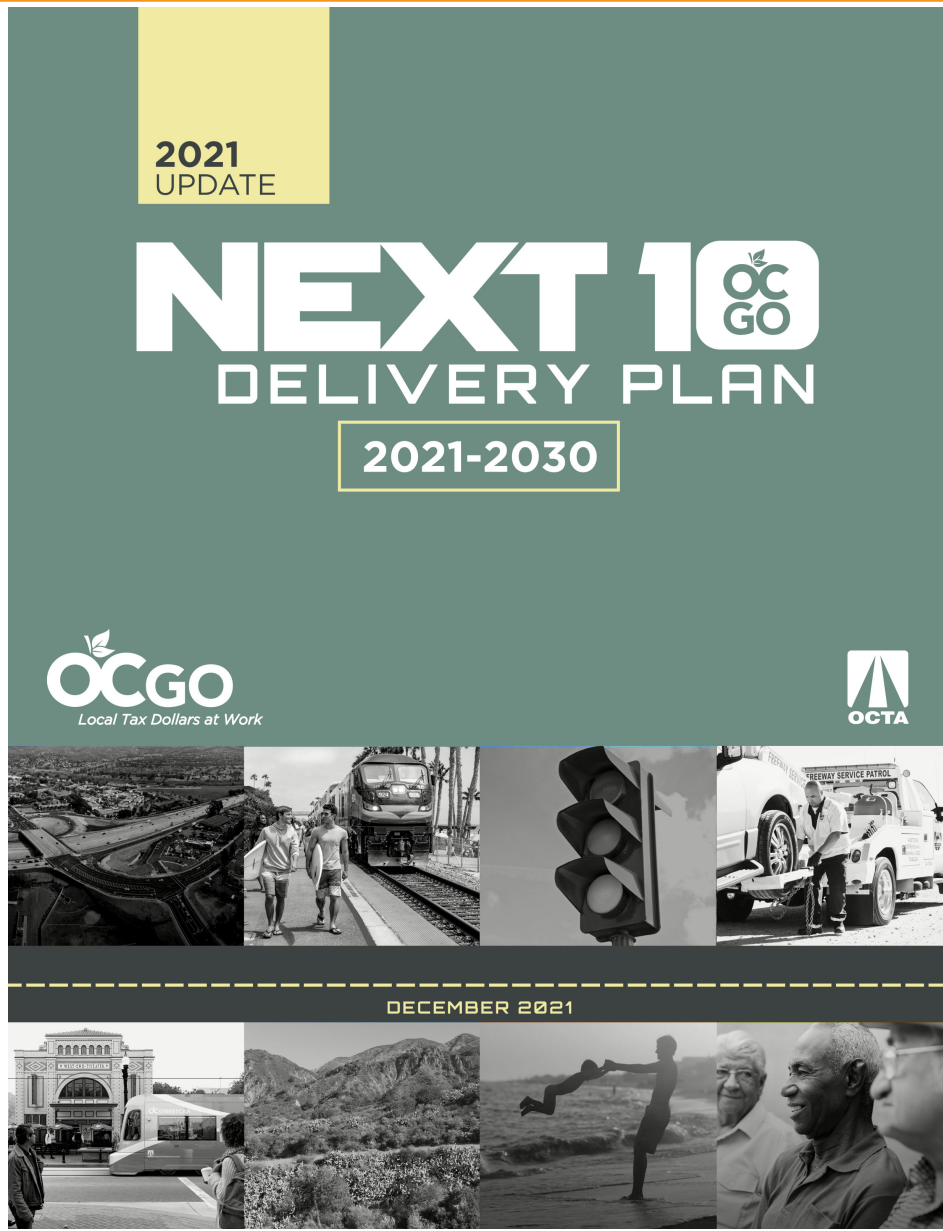
Measure M Freeway Program



- 13 freeway projects to be delivered in the Next 10 Plan timeframe
- Four remaining Measure M freeway projects to be reassessed during annual review



Next Steps for Next 10



- Review of Measure M program cash flow underway to incorporate:
 - Updated Measure M revenue forecast
 - External funding
 - Project schedules and estimates
- 2022 Next 10 Plan update anticipated to be presented to the OCTA Board in November

Upcoming Contract Opportunities



Visit cammnet.octa.net for all upcoming opportunities

Project	Service	Approx. Value	Anticipated RFP Release Date/ Construction Advertisement Date
91 Express Lanes Pavement Management Plan	Professional	\$400,000	Sept. 29, 2022
Program Management Consultant Services for Capital Projects	PMC	\$32 million	Oct. 24, 2022
SR-91 Implementation Plan Updates	Planning	\$200,000	October 2022
Transit Security and Operations Center	CM	\$5 million	November 2022
Traffic and Revenue Updates for the 91 and 405 Express Lanes	Professional	\$600,000	November 2022
SR-91 from SR-55 to Lakeview Ave (Segment 1)	CM	\$5 million	December 2022
91 Express Lanes Toll Operation Systems and Oversight	Professional	\$1 million	January 2023
TransModeler Microsimulation Model Development	Planning	\$200,000	January 2023
E-bike Safety Plan	Planning	\$200,000	February 2023

- Pending Board direction or budget approval

Upcoming Contract Opportunities



Visit cammnet.octa.net for all upcoming opportunities

Project	Service	Approx. Value	Anticipated RFP Release Date/ Construction Advertisement Date
I-605/Katella Interchange	CM	\$1 million	February 2023
Transit Security and Operations Center	Construction	\$38 million	April 2023
SR-91 from La Palma Ave to SR-55 (Segment 2)	CM	\$11 million	June 2023
SR-91 from Acacia St to La Palma Ave (Segment 3)	CM	\$7 million	June 2023
TransModeler Support	Planning	\$200,000	July 2023
I-605/Katella Interchange	Construction	\$15 million	October 2023
SR-91 from SR-55 to Lakeview Ave (Seg 1)	Construction	\$55 million	September 2023
I-5 from Yale Ave to SR-55 (Segment 2)	CM	\$7.5 million	February 2024
I-5 from Yale Ave to SR-55 (Segment 2)	Construction	\$95 million	June 2024
NB SR-57 from Orangewood to Katella	CM	\$3 million	June 2024

- Project to be advertised by Caltrans
- May be delayed and pending ROW process

Upcoming Contract Opportunities



Visit cammnet.octa.net for all upcoming opportunities

Project	Service	Approx. Value	Anticipated RFP Release Date/ Construction Advertisement Date
SR-91 from La Palma Ave to SR-55 (Segment 2)	Construction	\$110 million	September 2024
NB SR-57 from Orangewood to Katella	Construction	\$40 million	October 2024
SR-91 from Acacia St to La Palma Ave (Segment 3)	Construction	\$70 million	November 2024
I-5 from I-405 to Yale Ave (Segment 1)	CM	\$8.5 million	February 2025
I-5 from I-405 to Yale Ave (Segment 1)	Construction	\$110 million	July 2025
SR-55 from I-5 to SR-91	CM	\$5 million	September 2025
SR-55 from I-5 to SR-91	Construction	\$60 million	February 2026
OC Transportation Demand Management Strategy	Planning	\$200,000	TBD
Express Lanes Project Initiation Document	Planning	\$700,000	TBD

- Project to be advertised by Caltrans
- Pending Board direction or budget approval
- Pending external agency approval

Upcoming Contract Opportunities



Visit cammnet.octa.net for all upcoming opportunities

Project	Service	Approx. Value	Anticipated RFP Release Date/ Construction Advertisement Date
Regional Planning & Corridor Studies On-Call	Planning	\$600,000	TBD
Transit Chokepoint Study	Planning	\$300,000	TBD
Bus Base Charge Ready Infrastructure Plan	Planning	\$250,000	TBD
Transit Corridor Studies (OC Transit Vision)	Planning	\$350,000	TBD

Key Takeaways

- Measure M, Orange County's half-cent sales tax for transportation, is expected to generate \$15 billion through 2041.
- OCTA is on track to deliver on all of its projects promised to voters through Measure M.

More information: [octa.net](https://www.octa.net)

Contract opportunities: [cammnet.octa.net](https://www.cammnet.octa.net)