



CITY OF CORONADO

CAPITAL IMPROVEMENT PROGRAM FY22/23 CONSTRUCTION NETWORK – NOVEMBER 3, 2022

Contractor Opportunities:

- 1) Publicly Advertised Projects
- 2) CUPCCAA Contractors List - Projects <\$200,000
(California Uniform Public Construction Cost Accounting Act)

For questions, contact: Jim Newton; Acting City Engineer
inewton@coronado.ca.us ; 619-522-7313

Master Capital Projects List for Fiscal Year 2022-23 BY PROJECT CATEGORY


	Category and Project Title	Funding Source(s)	Estimated Total Project Cost	Prior Yr(s) Appropriation	FY22-23 Adopted Budget
City Facilities					
CF	PD Generator Installation	GF	665,000	115,000	550,000
		Category Total	665,000	115,000	550,000
Public Facilities					
PF	JDSC Emergency Generator	CDBG	241,338	149,124	92,214
PF	Cays Park Rehabilitation Master Plan	GF	272,000	172,000	100,000
PF	Court Resurfacing	GF	199,427	199,427	-
PF	Coronado High School Audio Visual Upgrades	GF	250,000	250,000	-
PF	Winn Room Renovation Design	GF	300,000	300,000	-
PF	Spreckels Playground Rehabilitation	GF	600,000	600,000	-
PF	Lawn Bowling Green Refurbishment	GF	800,000	800,000	-
PF	Aquatic Deck Replacement & Pool Plaster (NEW)	FRF	1,800,000	-	1,800,000
PF	Seawall Stabilization & Repair - Public ROW	GF	100,000	-	100,000
		Category Total	4,562,765	2,470,551	2,092,214
Storm Drain (SD)					
SD	Bandel Emergency Repairs	SD	200,000	-	200,000
SD	First Street Storm Water Pump Station Flood Relief	WW	950,000	750,000	200,000
SD	Bandel Storm Drain Infiltration Repairs	SD	600,000	-	600,000
SD	Special Waste Site	SD	250,000	250,000	-
		Category Total	2,000,000	1,000,000	1,000,000



CITY OF CORONADO

CAPITAL IMPROVEMENT PROGRAM FY22/23
CONSTRUCTION NETWORK – NOVEMBER 3, 2022

	Category and Project Title	Funding Source(s)	Estimated Total Project Cost	Prior Yr(s) Appropriation	FY22-23 Adopted Budget
Transportation & Right of Way Improvements					
TROW	Downtown Enhancement Design Phase 1 (NEW)	GF	100,000	-	100,000
TROW	Street Preventative Maintenance (Annual Program-(FY2022-23) (NEW)	HUTA, TN	400,000	-	400,000
TROW	First Street Access Road	GF, HUTA	175,000	175,000	-
TROW	SR-75 Median Shores	GF	1,440,000	440,000	1,000,000
TROW	Neighborhood Lighting & Street Improvements Along Third and Fourth Streets	Tolls	550,000	550,000	-
TROW	Pomona Avenue and Underground Utility Design	GF, 20A Funds	600,000	600,000	-
TROW	Bulb-outs on SR-75	GF	373,000	373,000	-
TROW	Street, Curb & Gutter FY 2018-19 & FY 2019-20 Annual Program	GF, TN, RMRA	2,643,000	2,643,000	-
TROW	Street, Curb & Gutter FY 2020-21	HUTA, TN, RMRA	869,552	869,552	-
TROW	Street, Curb & Gutter FY 2021-22	TN	1,050,000	1,050,000	-
TROW	Coronado Gateway	Tolls, Earmark Funds	5,310,688	5,310,688	-
		Category Total	13,511,240	12,011,240	1,500,000
Wastewater (WW)					
WW	Wastewater Emergency Risk Evaluation (NEW)	WW	30,000	-	30,000
WW	Wastewater Flow Meter Installations (NEW)	WW	100,000	-	100,000
WW	Seaport Manhole Rehabilitation & Transbay Sewer Main (Backup Line) Inspection	WW	550,000	250,000	300,000
WW	Pump Station Evaluation & Repairs (Point)	WW	1,387,000	435,000	952,000
WW	Satellite Water Recycling and Turf Care Facilities	GF	1,022,000	972,000	50,000
WW	Wastewater Main Replacement Program FY2015-16	WW	1,200,000	1,200,000	-
WW	Wastewater Main Replacement Program FY2016-17	WW	1,025,563	1,025,563	-
WW	Wastewater Main Priority Sanitary FY2021-22	WW	1,100,000	1,100,000	-
		Category Total	21,928,563	11,496,563	10,432,000
		Total CIP:	42,667,568	27,093,354	15,574,214



City of Encinitas

FY 22/23 and Upcoming Capital Projects

Leucadia Streetscape Segment C

- Scope: Roadway, Drainage and Sidewalk Improvements
- Status: Bidding
- Engineer's Estimate: \$15.4M



Cottonwood Creek Sewer Project

- Scope: Convert above-ground Sewer Wye to Manhole
- Status: Design Pending
- Engineer's Estimate: \$150K



Grandview Beach Stairs

- Scope: Rehabilitate Wood Beach Stairs, Add Lifeguard Facility
- Status: Issued Design RFP, Construction in FY 23/24
- Engineer's Estimate: \$1.5M



Santa Fe Drive Corridor West


- Scope: Bicycle and Pedestrian Improvements
- Status: Construction in Winter 2022/23
- Engineer's Estimate: \$1.9M



Trail 82 Rancho Santa Fe Road

- Scope: Construct 1.1 mile trail on Rancho Santa Fe Rd.
- Status: 90% Design, Pursuing Construction Funding
- Engineer's Estimate: \$4M





City of Encinitas

FY 22/23 and Upcoming Capital Projects

Leucadia & Hygeia Roundabout

- Scope: Roundabout and Sidewalk Improvements
- Status: Pursuing ATP Grant Funding for Construction
- Engineer's Estimate: \$5M



Santa Fe Drive Corridor East

- Scope: Bicycle and Pedestrian Improvements
- Status: Construction in Summer 2023
- Engineer's Estimate: \$1.5M



Verdi Railroad Undercrossing

- Scope: Pedestrian Undercrossing of LOSSAN Railroad
- Status: Pursuing CPUC Approval & FRA Construction Funding
- Engineer's Estimate: \$10M



Beacons Beach Parking Lot

- Scope: Parking Lot Adjustment at Bluff in Beacon's Beach
- Status: Design is 95% Complete. Construction in Spring 2023.
- Engineer's Estimate: \$500K



Moonlight Beach Culvert Lining

- Scope: Line damaged culverts
- Status: Construction in Fiscal Year 22/23
- Engineer's Estimate: \$1.5M





City of Chula Vista
Department of Engineering & Capital Projects by Asset Type
Active Projects in Advanced Planning and Design Phase

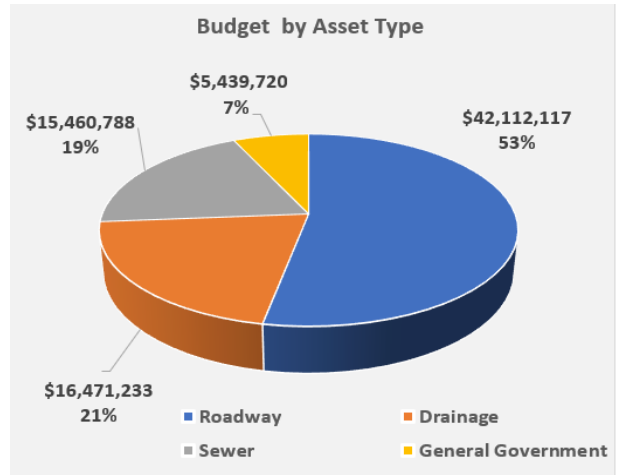
Project ID	ProjectName	Location	Advertise Date	Budget
Roadway				
STL0426	Sidewalk Gap Third Ave W/S Orange Ave to Anita St, E/S Anita St to Zenith St	Third Ave: Westside from Orange Ave to Anita St & eastside from Anita St to Zenith St.	01/06/2023	\$ 931,551
STL0436	D Street Sidewalk Project	300 block D St south side improvements	03/25/2022	\$ 496,800
STL0442	Street Imprvmnts Alpine Ave between Emerson St. & Naples St.	Alpine Ave Between Emerson St & Naples St	03/30/2023	\$ 860,300
STL0446	Bonita Rd Left-Turn Improvements on Bonita Rd at Bonita Glen Dr	Bonita Rd: Bonita Glen Dr to I-805 SB ramps	08/04/2023	\$ 500,000
STL0454	ADA Pedestrian Curb Ramps Program FY2021/22	Citywide	11/10/2023	\$ 250,000
STL0455	Pavement Maintenance Program FY2021/22	Citywide	09/22/2023	\$ 1,780,554
STL0456	Sidewalk Replacement Program FY2021/22	Citywide	08/18/2023	\$ 250,000
STL0457	RMRA Pavement Maintenance - FY2021/22	Citywide	07/20/2022	\$ 1,000,000
STL0459	Pavement Maintenance Program FY2022/23	Citywide	01/15/2024	\$ 1,707,593
STL0460	RMRA Pavement Maintenance FY2022/23	Citywide	07/17/2023	\$ 1,000,000
STL0461	ADA Pedestrian Curb Ramps Program FY2022/23	Citywide	11/10/2023	\$ 250,000
STL0462	Sidewalk Replacement Program FY2022/23	Citywide	10/20/2023	\$ 200,000
STL0463	Pavement Repair Program FY2022/23	Citywide	10/10/2023	\$ 200,000
STL0464	F Street Promenade Phase 1	F St from Bay Blvd to BRdway	07/17/2023	\$ 100,000
STM0385	Bridge Maintenance	Crest Dr at Telegraph Canyon Rd	08/20/2024	\$ 305,000
STM0386	Heritage Rd Bridge Replacement Project	Heritage Rd from Entertainment Circle North (Amphitheater) to Main St intersection crossing the Otay River	06/09/2022	\$ 3,775,116
STM0388	Main Street Widening FY2015/16	Main St from Nirvana Ave to Heritage Rd/Main St Intersection	06/09/2022	\$ 240,000
STM0389	Heritage Rd Widening FY2015/16	Heritage Rd from Entertainment Circle North to the southerly City Boundary	06/09/2022	\$ 320,000
STM0394	UUD Street Light Conversion - F St Phase 1	F St from west of Bay Blvd to Broadway	12/12/2022	\$ 193,000
STM0400	RMRA Major Pavement Rehabilitation FY2019/20	Citywide	08/05/2022	\$ 3,542,090
STM0405	ADA Path Installations on Otay Lakes Rd at Camino Del Cerro Grande & Ridgeview Way	Otay Lakes Rd at Camino Del Cerro Grande & Ridgeview Way	01/22/2024	\$ 150,000
STM0406	Bay Blvd Street Sidewalk Improvements	Bay Blvd North and South of L St.	10/30/2023	\$ 150,000
STM0407	F Street Undergrounding Phase 2 - Street Light Design	F St between BRdway and Fourth Ave	06/10/2024	\$ 70,000
STM0408	Pavement Major Rehabilitation Program FY2021/22	Citywide	03/17/2023	\$ 3,850,000
STM0409	PID & PRED for SR-125 at Main St and Otay Villy Rd Interchanges	SR-125 at Main St and Otay Valley Rd	07/01/2026	\$ 230,000
STM0410	RMRA Pavement Rehabilitation - FY2021/22	Citywide	02/10/2023	\$ 4,304,644
STM0411	Pavement Major Rehabilitation Program FY2022/23	Citywide	12/11/2023	\$ 5,651,000
STM0412	RMRA Pavement Rehabilitation FY2022/23	Citywide	07/17/2023	\$ 5,255,972
TRF0403	Traffic Signal Communication Improvements East of I-805	Eastern Chula Vista	05/20/2022	\$ 1,750,000
TRF0411	Pedestrian Improvements at Uncontrolled Mid-block Crosswalks at Castle Park Middle School	Castle Park Middle School on Quintard St.	01/26/2024	\$ 320,000
TRF0415	Telegraph Canyon Rd Raised Median Improvements	Telegraph Canyon Rd at the intersections of Old Telegraph Canyon Rd and Medical Center Dr.	01/18/2024	\$ 665,997
TRF0416	Intersection Safety Improvements	Candidate intersections include: E Orange Av at Melrose Av, Otay Lakes Rd at Eastlake Py, E H St at Hidden Vista Dr, Third Av at Naples St, Olympic Py at Heritage Rd, Fourth Av at C St	05/26/2023	\$ 940,000
TRF0417	Installation of Enhanced Crosswalks in School Zones	Candidate Locations: Feaster ES, Montgomery ES, Chula Vista Hills ES, Hilltop MS and Chula Vista Learning Community Charter School.	05/20/2022	\$ 80,000
TRF0418	Install of Lead Pedestrian Interval Traffic Signal Ops	Various locations Citywide	04/01/2022	\$ -
TRF0426	Adaptive Signal System Expansion along Otay Lakes Rd	Otay Lakes Rd - La Media Rd to Eastlake Pkwy	03/11/2024	\$ 450,000
TRF0427	North Second Avenue Shoulder Improvements	North Second Ave between C St and Bayview Way	12/14/2023	\$ 342,500

Project ID	ProjectName	Location	Advertise Date	Budget
Roadway				
TRF0429	Pedestrian and Guardrail Improvements at Various Locations	E J St by Nolan Av; F St/Church Av; J St/Oaklawn;Exploration Falls/Discovery Falls Dr; Windingwalk St/Evening Star St; Olympic/Hunte Py; Telegraph Canyon Rd/Heritage Rd; Naples St Oaklawn Av	10/09/2023	\$ 330,000
TRF0431	Signal Imprvmnts at 2 Locations and Jacqua St Truck Access Ctrl	Moss/Industrial, East H/Avila, Jacqua St	07/17/2023	\$ 900,000
TRF0432	Olympic Pkwy Safety Enhancements	Olympic from Brandywine to Eastlake	09/25/2023	\$ 700,000
Drainage				
DRN0208	Telegraph Canyon Channel Improvements	Telegraph Canyon Channel from Hilltop Park to south of the intersection of Third Ave & L St.	12/15/2023	\$ 10,843,933
DRN0217	Corrugated Metal Pipe Repair In The Right-Of-Way FY2020/21	Citywide	01/30/2023	\$ 3,491,314
DRN0219	CMP Rehab Outside of Right of Way Phase III - Measure P	Citywide	06/01/2023	\$ 2,135,986
Sewer				
SWR0275	Sewer Force Main @ G Street Pump Station	Marina Pkwy & G St thru the UTC (Goodrich)	11/14/2022	\$ 1,494,147
SWR0286	Agua Vista Pump Station Upgrades	Proctor Villy Rd and Agua Vista Rd.	06/27/2022	\$ 1,124,000
SWR0291	J Street Sewer Junction Structure Improvement	"J" St and Bay Blvd	06/30/2023	\$ 1,820,000
SWR0294	Sewer Access Rehabilitation Program FY2015/16	Eastern Side (NE & SE)	09/16/2022	\$ 480,000
SWR0302	Sewer Access Rd Rehabilitation Program FY 2017/18	Citywide	09/23/2022	\$ 320,000
SWR0308	Sewer Access Rd Rehabilitation Program FY 2018/19	Citywide	04/04/2023	\$ 310,000
SWR0309	G Street Pump Station Upgrade	G St	11/14/2022	\$ 2,700,000
SWR0311	Poggi Cnyn Sewer Imprvmnts Olympic Pkwy at Concord Way	Olympic Pkwy at Concord Way	04/19/2024	\$ 1,977,641
SWR0312	Sewer Rehab & Upsize Telegraph Canyon Basin (Industrial Blvd)	Moss St. & Industrial Blvd. to J St. & Colorado Ave	05/10/2023	\$ 3,047,000
SWR0313	Sewer Access Rd Rehabilitation Program FY2019/20	Citywide	04/04/2023	\$ 280,000
SWR0314	Sewer Manhole Rehabilitation FY2019/20	Citywide	07/15/2022	\$ 345,000
SWR0319	Sewer Access Rd Rehabilitation Program FY2020/21	Citywide	04/04/2023	\$ 350,000
SWR0320	Sewer Manhole Rehabilitation FY2020/21	Citywide	07/15/2022	\$ 350,000
SWR0322	Sewer Pipeline Rehabilitation FY21/22	Citywide	08/03/2022	\$ 200,000
SWR0323	Sewer Pipeline Upsize: 5th Ave between K and J Sts.	5th Ave between K and J Sts.	09/15/2023	\$ 363,000
SWR0325	Maintenance Hole Rehabilitation Program FY2022/23	Citywide	07/17/2023	\$ 300,000
General Government				
GGV0245	Police Facility Sewer Pump Station Relocation	Police Department Sewer Pump Station	05/24/2024	\$ 360,000
GGV0252	Fire Station #1 Repair/Replace (Measure P)	Fire Station 1 - 276 Fourth Ave	02/01/2021	\$ 5,079,720

City of Chula Vista - Department of Engineering & Capital Projects

Active Projects in Advanced Planning & Design

Project Type	# of CIPs	Budget by Asset Type
Roadway	39	\$ 42,112,117
Drainage	3	\$ 16,471,233
Sewer	16	\$ 15,460,788
General Government	2	\$ 5,439,720
Total	60	\$ 79,483,858



Visit the City of Chula Vista's website to learn more about infrastructure improvements happening in our City, access master plan documents for Drainage, Wastewater, Active Transportation and Traffic Signal Communications, interactive City maps and more.
<https://www.chulavistaca.gov/departments/public-works/projects>



<https://www.cityofvista.com/business/bids-rfp-s>

ABC TRAINING

BIDS & RFP'S

BUSINESS LICENSES

PERMITS & FORMS

+ CANNABIS BUSINESS

+ COVID-19 BUSINESS
RESOURCES/ASSISTANCE

+ ECONOMIC DEVELOPMENT

Business »

BIDS & RFP'S

 Print  Feedback  Share & Bookmark Font Size:  

The City Clerk publishes and posts all notices inviting bids. This page is updated frequently. Notices are posted as they occur.

To register for City notifications of bid opportunities, please register with [ProcureNow](#). You'll receive an email to activate your account, and then subscribe to our bids by navigating [here](#) and clicking the subscribe button.



CITY OF CORONADO

CAPITAL IMPROVEMENT PROGRAM FY22/23 CONSTRUCTION NETWORK – NOVEMBER 3, 2022

Contractor Opportunities:

- 1) Publicly Advertised Projects
- 2) CUPCCAA Contractors List - Projects <\$200,000
(California Uniform Public Construction Cost Accounting Act)

For questions, contact: Jim Newton; Acting City Engineer
inewton@coronado.ca.us ; 619-522-7313

Master Capital Projects List for Fiscal Year 2022-23 BY PROJECT CATEGORY

	Category and Project Title	Funding Source(s)	Estimated Total Project Cost	Prior Yr(s) Appropriation	FY22-23 Adopted Budget
City Facilities					
CF	PD Generator Installation	GF	665,000	115,000	550,000
		Category Total	665,000	115,000	550,000
Public Facilities					
PF	JDSC Emergency Generator	CDBG	241,338	149,124	92,214
PF	Cays Park Rehabilitation Master Plan	GF	272,000	172,000	100,000
PF	Court Resurfacing	GF	199,427	199,427	-
PF	Coronado High School Audio Visual Upgrades	GF	250,000	250,000	-
PF	Winn Room Renovation Design	GF	300,000	300,000	-
PF	Spreckels Playground Rehabilitation	GF	600,000	600,000	-
PF	Lawn Bowling Green Refurbishment	GF	800,000	800,000	-
PF	Aquatic Deck Replacement & Pool Plaster (NEW)	FRF	1,800,000	-	1,800,000
PF	Seawall Stabilization & Repair - Public ROW	GF	100,000	-	100,000
		Category Total	4,562,765	2,470,551	2,092,214
Storm Drain (SD)					
SD	Bandel Emergency Repairs	SD	200,000	-	200,000
SD	First Street Storm Water Pump Station Flood Relief	WW	950,000	750,000	200,000
SD	Bandel Storm Drain Infiltration Repairs	SD	600,000	-	600,000
SD	Special Waste Site	SD	250,000	250,000	-
		Category Total	2,000,000	1,000,000	1,000,000