

City of San Diego Capital Improvement Program


Rania Amen, PE
Director and City Engineer
Engineering and Capital Projects

James Nagelvoort, PE MBA
Director
Strategic Capital Projects

Construction Network
June 8, 2023



- **5 Yr Capital Infrastructure Planning Outlook (FY2024-2028)**
- **FY2024 Capital Improvement Program (CIP) Budget**
- **Contracting Opportunities**
- **Contracting Requirements**





About the 5-Year Outlook Report

- 9th Annual Report
- Time Period: FY2024 thru FY2028
- Allows City leaders to make informed financial decisions on infrastructure priorities
- Report includes input from both City Council and the Community Planners Committee
- Planning Tool (not a budget document) to assist in:
 - Long term infrastructure planning
 - Monitoring and evaluating funding availability
- Facilitates the FY2024 Capital Improvements Program Budget Development

- Build Better San Diego
- Parks for All of Us
- Equity in Infrastructure
- Climate Action Plan (CAP)
- Zero Emissions Municipal Buildings and Operations



- Council Policy 000-32
Neighborhood Input on Infrastructure Needs and Priorities
- Capital Improvement Program Transparency Policy 000-31
Transparency Policy
- Council Policy 800-14
Prioritizing Capital Improvements Program Projects





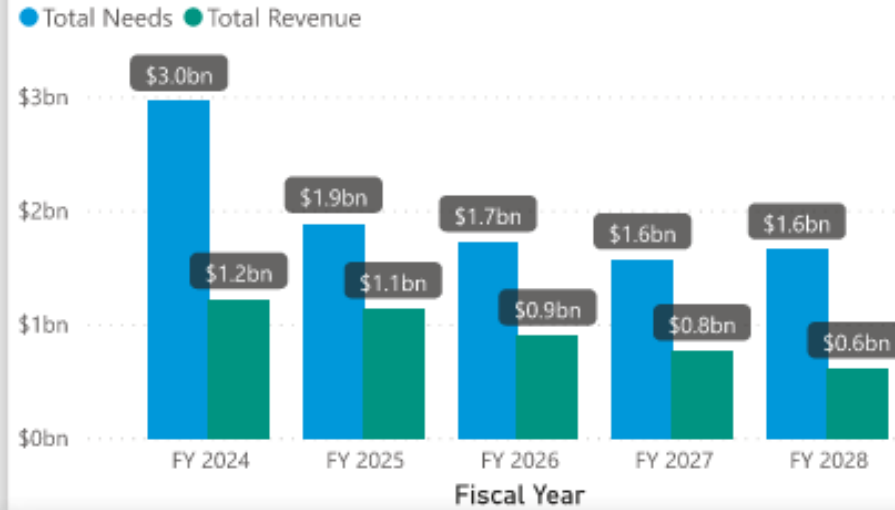
FY24-28 Five-Year CIP Outlook Highlights

863
Total Distinct Needs

\$9.75bn
Total Needs

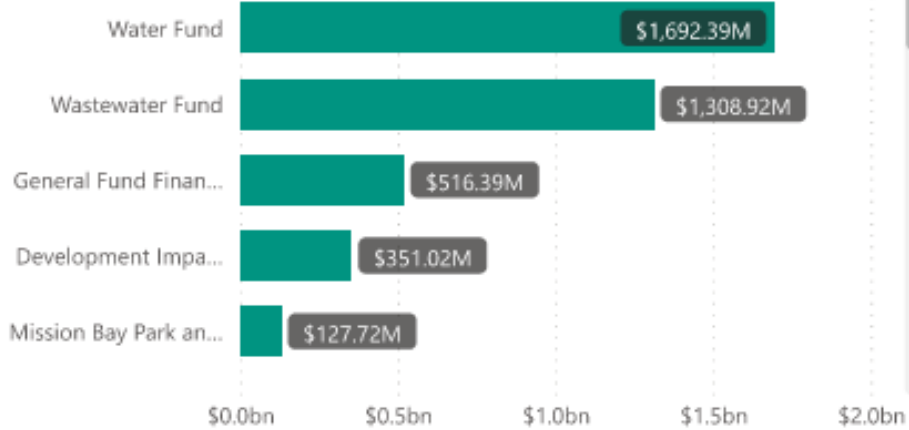
25
Revenue Sources

\$4.58bn
Total Revenue

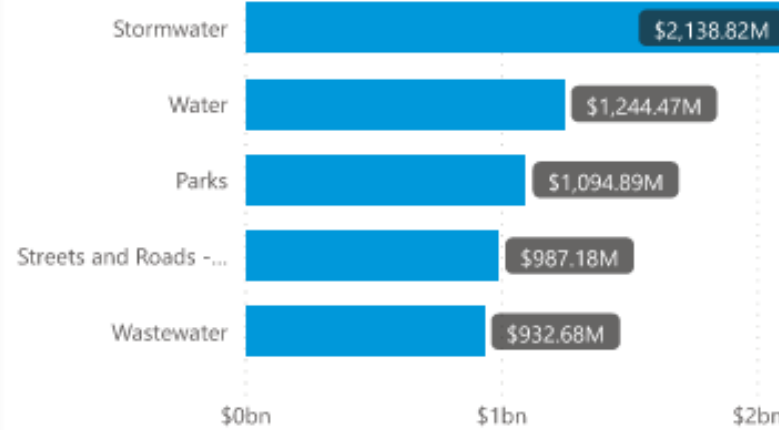


\$5.17bn
Total Gap

Revenues by Fund Group



Needs by Asset Types



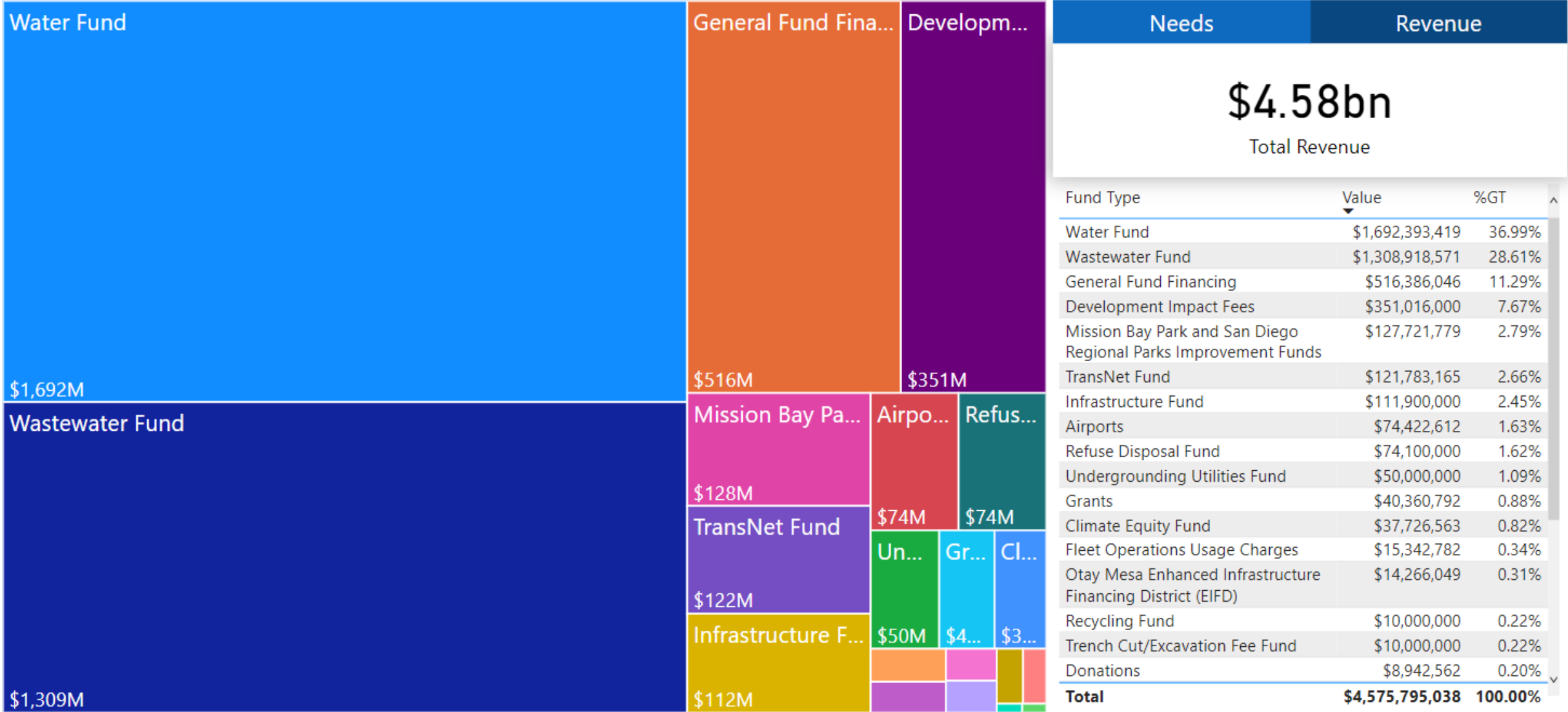
The City of
SAN DIEGO
 FISCAL YEAR 2024-2028
 FIVE-YEAR CAPITAL INFRASTRUCTURE
 PLANNING OUTLOOK



Todd Gloria
 Mayor
 Eric Dargan
 Chief Operating Officer
 Kris McFadden
 Deputy Chief Operating Officer



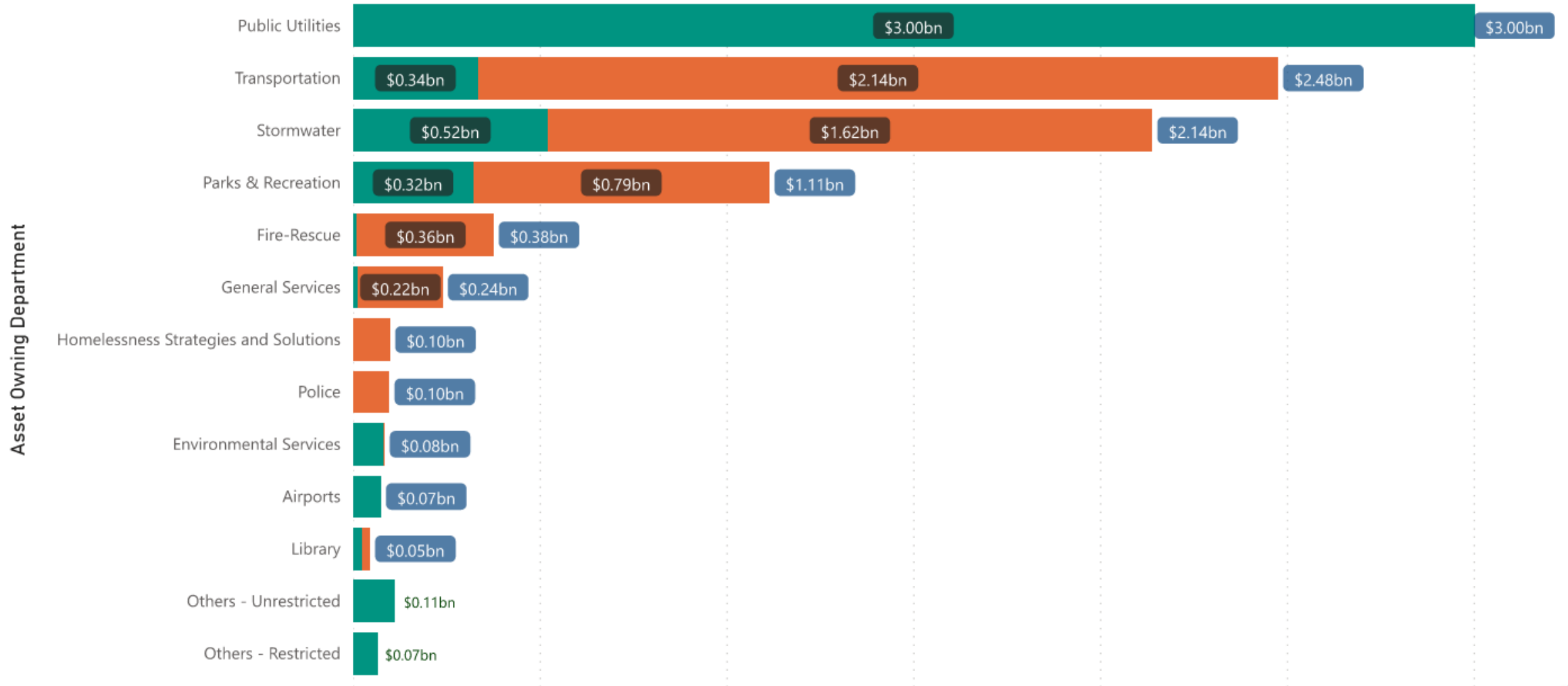
Total Projected Revenues





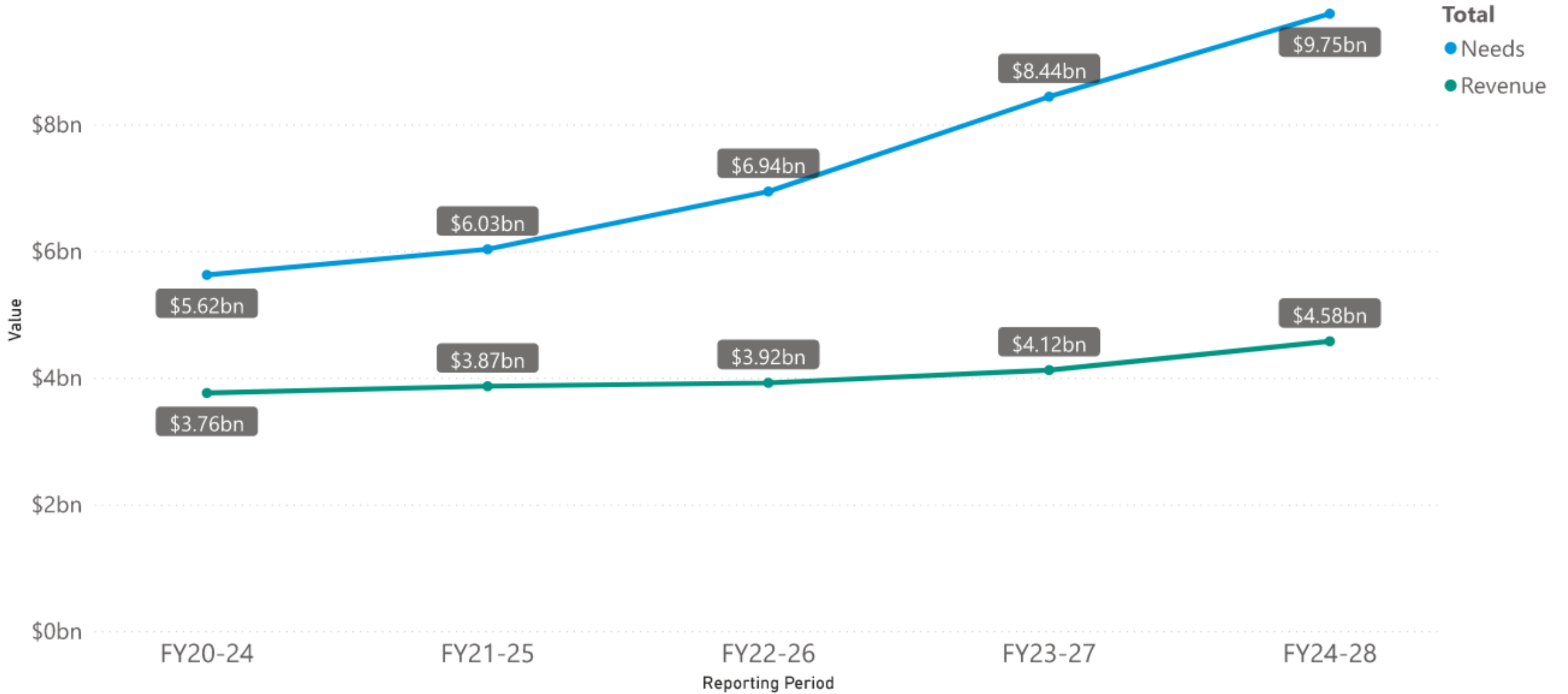
AMD by Fund Types

● Total Revenue ● Total Gap ● Total Needs





Trend Analysis



- Rising Construction & Design Cost
 - Impacts of COVID
 - Limited Resources
 - Impact of Federal Funding
- Aging City
 - Increasing Quantities of Infrastructure Reaching End of Useful Life
 - Replacing Infrastructure Constructed after World War II
- Replacement to Higher Standards
 - New Regulations
 - Climate Changes



FY 2024 PROPOSED BUDGET OVERVIEW

❖ Proposed Budget - \$647.6M

- Part of the City's \$19.48B multi-year CIP program
- Funding for 73 Projects

❖ Anticipated Budget - \$326.1M

- State and federal loans and grants, and impact fees
- City Council actions taken after December 31, 2022



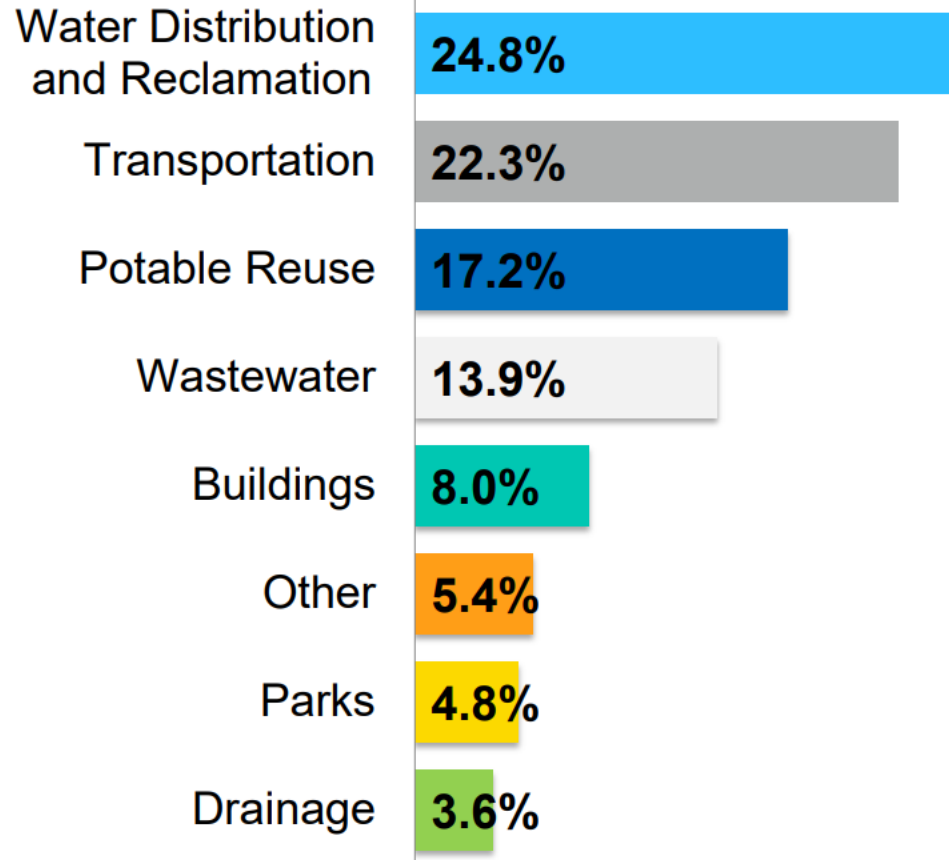


TOTAL Estimated FY 2024 CIP BUDGET

Department	FY 2024 Proposed	FY 2024 Anticipated	Total Estimated FY 2024 Budget
Airports	\$ 10,061,981	\$ -	\$ 10,061,981
Citywide	-	-	-
Department of Information Technology	6,831,563	-	6,831,563
Environmental Services	10,400,000	33,600,000	44,000,000
Fire-Rescue	-	-	-
General Services	4,687,819	-	4,687,819
Library	-	31,900,000	31,900,000
Parks & Recreation	38,605,201	72,007,671	110,612,872
Police	-	-	-
Public Utilities	410,182,672	90,665,364	500,848,036
Stormwater	23,298,510	36,123,411	59,421,921
Sustainability & Mobility	-	-	-
Transportation	143,567,597	61,800,195	205,367,792
Grand Total	\$ 647,635,343	\$ 326,096,641	\$ 973,731,984



BUDGET DISTRIBUTION BY ASSET TYPE



CIP FUNDING OVERVIEW

❖ **Wide variety of funding sources**

- Each has been established for a unique purpose
- Most have restrictions, such as:
 - Types of projects
 - Geographic location
 - Contractual agreements

❖ **Limited amount of funding available**

- Evaluate project needs and priorities (per Council Policy 800-14) against available and eligible funding sources



FY 2024 PROPOSED CIP BUDGET BY FUNDING SOURCE

Funding Source	FY 2024	Percent of Total CIP Budget
Airport Funds	\$ 10,061,981	1.55 %
Bond Financing	103,381,689	15.96 %
Development Impact Fees	6,400,000	0.99 %
Facilities Benefit Assessments	19,666,376	3.04 %
Fleet Services Internal Service Fund	2,028,631	0.31 %
Gas Tax Fund	4,742,656	0.73 %
Golf Course Enterprise Fund	4,000,000	0.62 %
Infrastructure Fund	19,990,288	3.09 %
Mission Bay Park Improvement Fund	12,869,721	1.99 %
Other Funding	1,275,291	0.20 %
Recycling Fund	10,000,000	1.54 %
Refuse Disposal Fund	400,000	0.06 %
San Diego Regional Parks Improvement Fund	6,329,850	0.98 %
Sewer Funds	136,411,094	21.06 %
TransNet Funds	27,324,625	4.22 %
Trench Cut/Excavation Fee Fund	2,000,000	0.31 %
Water Fund	280,753,141	43.35 %
Grand Total	\$ 647,635,343	



1. Consultant

- As-needed Consultant Services
- Stand Alone/Project Specific

2. Contractor

- Design-Bid-Build (DBB)
- Job Order Contracting (JOC)
- Emergency Contractor Rotation List
- CM@Risk

3. Contractor/Consultant

- Design-Build (DB)
- Multiple Award Construction Contracting (MACC)



Types of Needs

- Specialty Services
- Augmentation of City Staff

Typical Services Contracted Out

- Design: Civil, Mechanical, Electrical, Architectural, Traffic, Geotechnical
- Environmental
- Construction Management
- Surveying

Contract Volume

- FY2023: 32 Contracts for \$128M
- FY2022: 26 Contracts for \$49M
- FY2021: 30 Contracts for \$63M
- FY2020: 32 Contracts for \$82M
- FY2019: 24 Contracts for \$224M



Types of Projects

- Water, Sewer, and Storm Water Pipeline Repair/Replacement
- Road Resurfacing & Sidewalk
- Pump Station & Treatment Plant Repairs/Expansions
- Bridge Repairs/Retrofits
- Park Improvements
- Water Quality Improvements
- Structures: Libraries, Fire Stations, Comfort Stations, Lifeguard Towers, Police Stations

Contract Volume

- FY2023: 77 Contracts for \$644M
- FY2022: 65 Contracts for \$281M
- FY2021: 78 Contracts for \$1.1B
- FY2020: 76 Contracts for \$347M
- FY2019: 67 Contracts for \$240M





FY24 Construction Contract Award Goal

124 Projects and approx. \$600 million
in Construction Contracts

Asset Type	Number of Projects	Total Construction Amount	Total Project Cost
Airport	2	\$ 811,800	\$ 1,229,000
Buildings	5	\$ 10,197,205	\$ 15,325,384
Landfills	2	\$ 4,991,000	\$ 6,988,300
Parks	31	\$ 103,043,123	\$ 154,297,434
Sewer	21	\$ 100,158,946	\$ 139,175,892
Storm Water Drainage	7	\$ 34,567,559	\$ 51,528,413
Transportation	29	\$ 34,311,967	\$ 50,637,490
Water	27	\$ 311,481,463	\$ 422,531,292
Total	124	\$ 599,563,063	\$ 841,713,205

S15020 (Sewer) - Tecolote Canyon Trunk Sewer Improvement

Total Construction Cost: \$40,394,050

Total Project Cost: \$48,000,000

L16002.1 (Parks) - Mira Mesa Pool & Skate Plaza Ph2

Total Construction Cost: \$33,644,160

Total Project Cost: \$45,480,707

Asphalt Overlay

\$104 million

60 miles in FY24 and 75 miles in FY25

B18117 (Storm Water Drainage) - South Mission Beach SD Replacement

Total Construction Cost: \$18,664,140

Total Project Cost: \$25,674,925

S12013 (Water) - Alvarado 2nd Extension Pipeline

Total Construction Cost: \$110,900,000

Total Project Cost: \$145,691,810



Advertisement

City Website, Capital Improvements Program (CIP)

<https://www.sandiego.gov/cip/bidopps>

PlanetBids: <https://pbsystem.planetbids.com/portal/17950/portal-home>

Capital Improvements Program (CIP)

Capital Improvements Program (CIP) Home | About CIP | **Bid & Contracting Opportunities** | News Center | Project Information | Reports | Industry Meetings | Contact CIP

Bid & Contracting Opportunities

The City of San Diego provides you with direct access to bidding and contracting opportunities on all its

Bid and Contracting Opportunities

Prime Contractor Prequalification Program

Up to \$500,000 (SLBE Program)	Up to \$15,000,000	\$15,000,000+
✓ Complete Questionnaire	✓ Complete Questionnaire	✓ Complete Questionnaire
✓ Bond letter stating firm's single project & aggregate bonding limits	✓ Bond letter stating firm's single project & aggregate bonding limits	✓ Bond letter stating firm's single project & aggregate bonding limits
✓ Financial Statement	✓ Reviewed Financial Statement	✓ Audited Financial Statement

For prequalification assistance:

<https://www.sandiego.gov/cip/bidopps/prequalification>

Contract Requirements: EOC

Program Overview:

- Focus on Diversity & Non-Discrimination
- Small Local Business Enterprise (SLBE) Program

Program Requirements:

- Submittal of Work Force Reports and/or Equal Employment Opportunity (EEO) Plan prior to Contract Award
- SLBE program applied to City Funded Construction and A&E contracts

Subcontracting Opportunities:

- Mandatory SLBE Goals or GFE for consultant contracts valued over \$500K
- Bid discount for consultant contracts valued over \$500K
- Mandatory SLBE Goals on MACC Contracts (No GFE)
- Bid discount for construction projects valued at \$1-1.5M
- SLBE goals or GFE on construction projects over \$1M

Applies to:

- Construction work over \$25,000
- Alteration, demolition, repair or maintenance work over \$15,000

State prevailing wage on City and/or State funded projects

- <https://www.dir.ca.gov/OPRL/DPreWageDetermination.htm>

Davis-Bacon requirements on Federally funded projects

- <https://www.wdol.gov/dba.aspx>
- Contractor required to pay the higher of the two wages.

General Requirements

Insurance Type	Construction Contract Liability Limits	A&E Professional Consultant Agreement Liability Limit
Commercial General Liability	\$5M per Occurrence \$10M per Aggregate	\$2M per Occurrence \$4M per Aggregate
Automobile Liability	\$1M	\$1M
Worker Compensation	Statute	Statute
Professional Liability (Errors and Omissions)	\$1M per Occurrence \$2M per Aggregate	\$3M per Occurrence \$3M per Aggregate

Specialty Insurance (when applicable)

Contractors Pollution Liability
 Hazardous Transporters
 Builder's Risk
 Railroad Protective Liability





Contract Requirements: Bonding

Bid Submittal

Bid security due at time of bid in the amount not less than 10% of the total bid amount in the form of: 1. cashier's check; 2. certified check; or 3. corporate security bond.

Contract Award

1. Payment bond (Materials and Labor Bond) - for not less than 100% of the contract price to satisfy claims of material suppliers and of mechanics and laborers employed on the project.
2. Performance Bond – for 100% of the contract price to guarantee faithful performance of work within the time prescribed and in a manner satisfactory to the City.

Contractor shall maintain the bond in full force and effect until Acceptance and until all claims for materials and labor are paid and shall otherwise comply with Government Code.

City of San Diego Capital Improvement Program

Rania Amen, PE
Director and City Engineer
Engineering and Capital Projects

James Nagelvoort, PE MBA
Director
Strategic Capital Projects

Construction Network
June 8, 2023

