



City of Long Beach Capital Program Update

**Department of Public Works
Construction Network October 24, 2023**





Director



Deputy Director

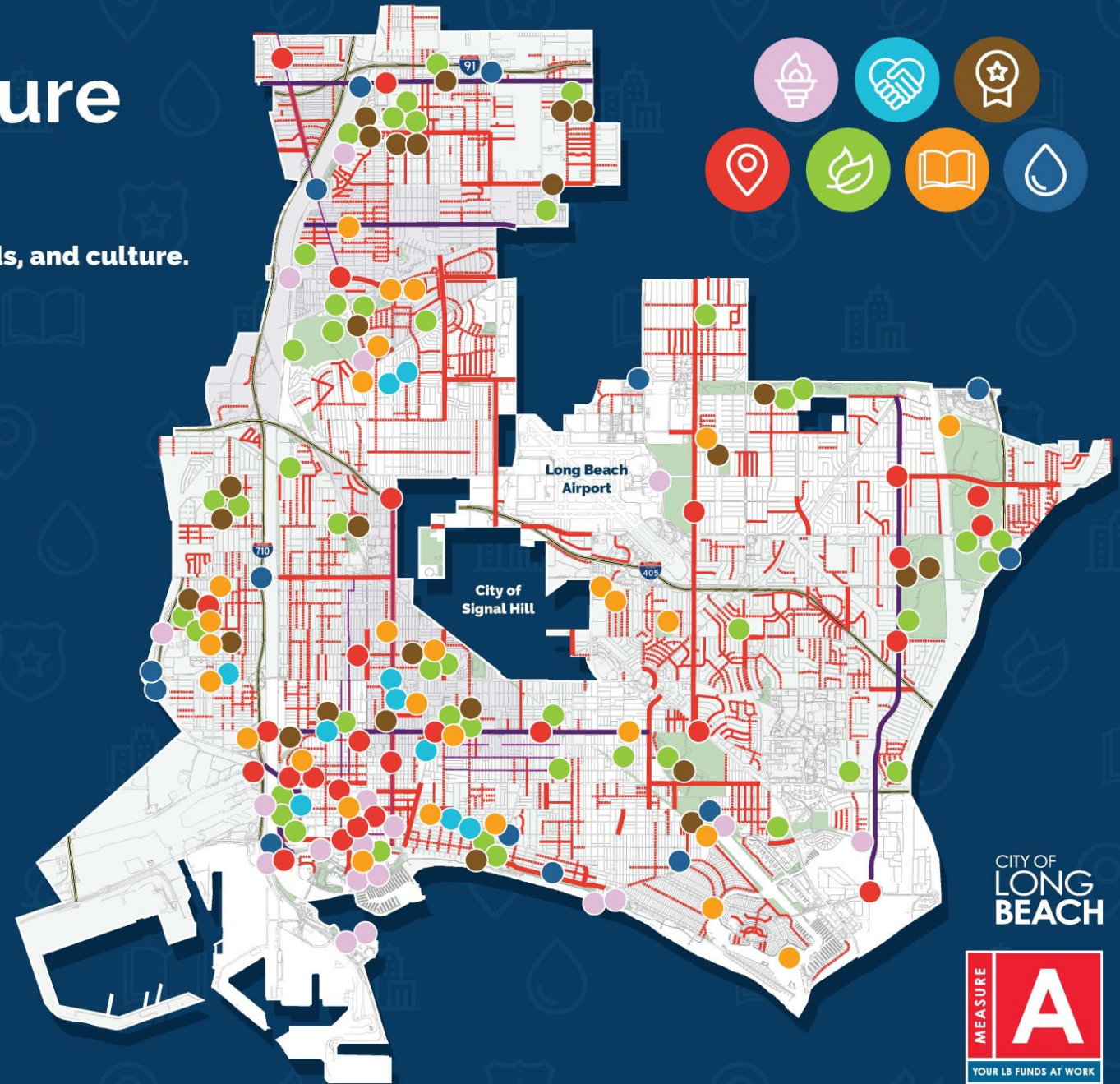
FY 23 – FY 27 Infrastructure Investment Plan



Elevate '28 Infrastructure Investment Plan

An investment plan to elevate Long Beach's parks, neighborhoods, and culture.

-  2028 OLYMPIC LEGACY
-  COMMUNITY & CULTURAL INVESTMENTS
-  GOLD MEDAL PARK REFRESH PROJECTS
-  MOBILITY
-  PARK IMPROVEMENTS
-  PUBLIC FACILITIES
-  RIGHT OF WAY, WATER QUALITY & CLIMATE ACTION



COMPLETION OF PROJECTS ESTIMATED TO OCCUR BETWEEN FY23-FY27 SUBJECT TO FUNDING AVAILABILITY. MAP REFLECTS CITY OF LONG BEACH INFRASTRUCTURE INVESTMENT PLAN, WHICH INCLUDES MEASURE A AND OTHER CAPITAL IMPROVEMENT PLAN FUNDING SOURCES SUCH AS TIDELANDS, MEASURE W, METRO LOCAL RETURN, SB-1, GAS TAX, AND GRANT FUNDING.

CITY OF
LONG
BEACH



Goal of the Elevate '28 Infrastructure Investment Plan

- Prepare the City for the 2028 Olympics
- Renovate and refresh our parks to support the next generation of athletes
- Invest in uplifting and highlighting the immense history and culture the City has to offer
- Select projects based on community input, critical needs, beautification, and impact
- Plan and allocate future year funding to invest in larger, more impactful projects
- Leverage internal funding to obtain additional external funding, such as grants, LA County Metro funding, Measure W, Gas Tax, Federal and State funding.
- Augment with bond allocations to invest in larger, more impactful projects.

Elevate '28 Infrastructure Investment Plan

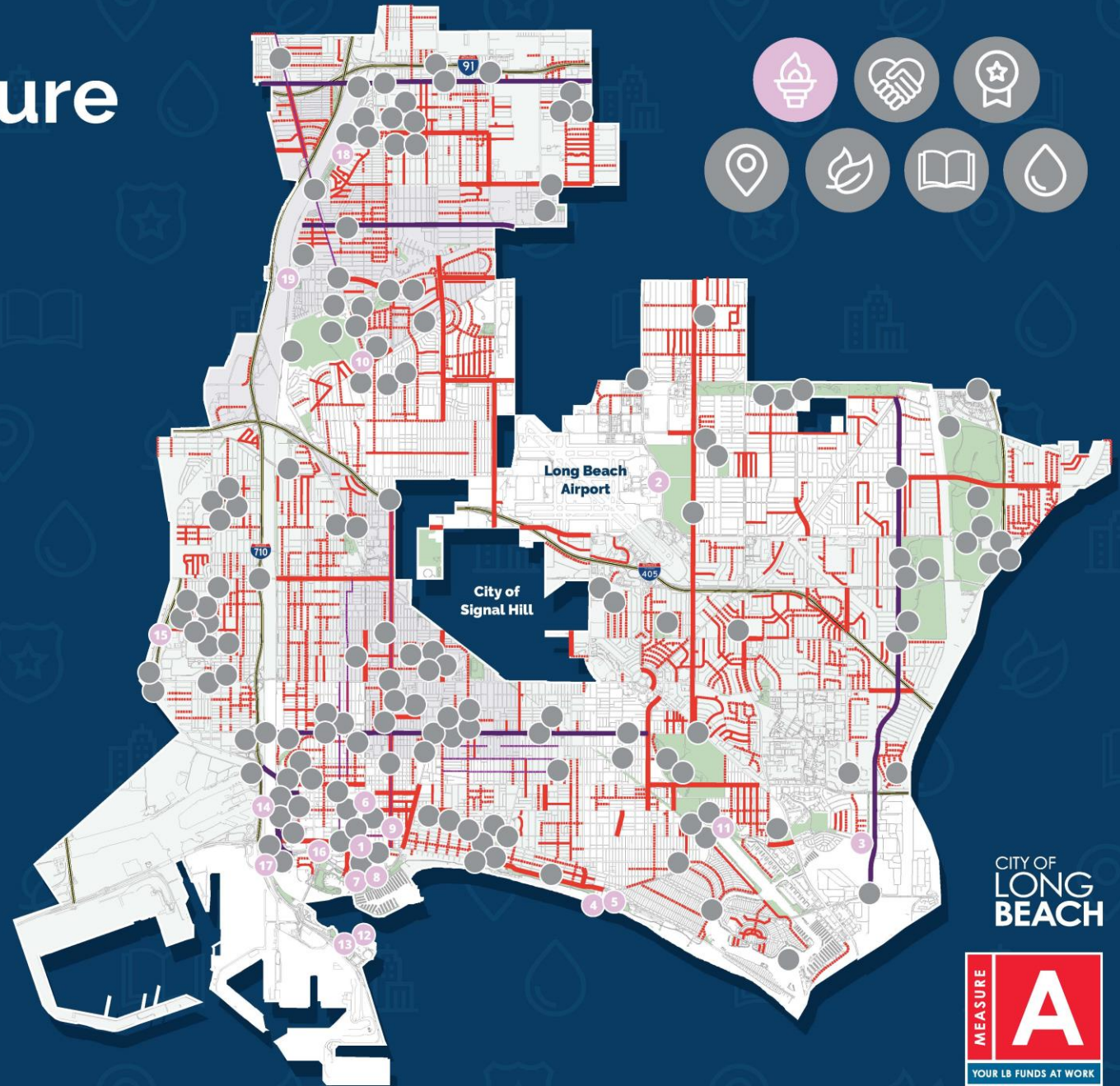


2028 Olympic Legacy

- 1 Advertising District Planning (P3 Opportunity) (Ocean Blvd)
- 2 Airport Improvements
- 3 Alamitos Bay Water Quality Enhancements (AES Pumps)
- 4 Belmont Pier
- 5 Belmont Pool
- 6 City Place Parking Improvements
- 7 Convention & Entertainment Center (Olympic Preparation Arena Seating)
- 8 Convention Center Parking Garage Improvements
- 9 East Village Lighting Upgrades
- 10 Fire Station 9 Improvements
- 11 Marine Stadium Improvements
- 12 Queen Mary Improvements
- 13 Queensway Bay Area Redevelopment - Planning & Preliminary Design
- 14 Shoreline Drive Realignment Planning & Design
- 15 Terminal Island Freeway Open Space: Planning & Preliminary Design
- 16 Tidelands Area Parking Garage Improvements
- 17 Trash Interceptor Barge Installation
- 18 Watershed Trash Capture at DeForest Wetlands
- 19 Wayfinding Signage at LA River / Del Amo Boulevard Bridge

Projects not placed on map but are funded by the plan include: 7th Street Traffic and Street Light Upgrades, Citywide Wayfinding Signage, Concrete Crew Pilot and Crack & Slurry Seal Program, Homelessness Response Infrastructure Projects, and Stormwater Management Funding.

COMPLETION OF PROJECTS ESTIMATED TO OCCUR BETWEEN FY23-FY27 SUBJECT TO FUNDING AVAILABILITY. MAP REFLECTS CITY OF LONG BEACH INFRASTRUCTURE INVESTMENT PLAN, WHICH INCLUDES MEASURE A AND OTHER CAPITAL IMPROVEMENT PLAN FUNDING SOURCES SUCH AS TIDELANDS, MEASURE W, METRO LOCAL RETURN, SB-1, GAS TAX, AND GRANT FUNDING.



CITY OF
LONG
BEACH



Elevate '28 Infrastructure Investment Plan

	Total Measure A Funding	Additional Estimated Funding & Grant Funds Leveraging Measure A Investment	Elevate '28 Plan (FY 24 - FY 27)
2028 Olympic Legacy	\$ 32,600,000	\$ 147,378,200	\$ 179,978,200
7th Street Traffic and Street Light Upgrades	-	1,000,000	1,000,000
Advertising District Planning (P3 Opportunity) (Ocean Blvd)	1,500,000		1,500,000
Alamitos Bay Water Quality Enhancements (AES Pumps) (Funding Match) *	800,000	29,200,000	30,000,000
Airport Improvements	-	8,000,000	8,000,000
Belmont Pier - Grant Match and P3 Opportunities	1,000,000		1,000,000
Belmont Pool	500,000	7,500,000	8,000,000
City Place Parking Improvements	-	1,828,200	1,828,200
Citywide Wayfinding Signage	2,400,000		2,400,000
Concrete Crew Pilot and Crack & Slurry Seal Program	2,650,000		2,650,000
Convention & Entertainment Center (Arena Seating, Olympic Preparation) *	-	50,000,000	50,000,000
Convention Center Parking Garage Improvements	1,000,000	1,000,000	2,000,000
East Village Lighting Upgrades	-	50,000	50,000
Fire Station 9 - Construction (Bond Issuance)	20,000,000		20,000,000
Homelessness Response Infrastructure Projects	1,500,000		1,500,000
Marine Stadium Improvements (Grant Match)	200,000		200,000
Queen Mary Improvements	-	11,000,000	11,000,000
Queensway Bay Area Redevelopment - Planning & Preliminary Design	-	1,000,000	1,000,000
Shoreline Drive Realignment Planning & Design	300,000	30,000,000	30,300,000
Stormwater Management Funding	-	2,450,000	2,450,000
Terminal Island Freeway Open Space: Planning & Preliminary Design	150,000		150,000
Tidelands Area Parking Garage Improvements	-	1,600,000	1,600,000
Trash Interceptor Barge Installation	-	2,500,000	2,500,000
Watershed Trash Capture at DeForest Wetlands	-	250,000	250,000
Wayfinding signage for LA River / Del Amo Bridge	600,000		600,000

Shoemaker Bridge & Shoreline Drive Realignment

- Merge the separated northbound and southbound lanes
- Convert 5.6 acres into functional park space
- Separated shared-use paths for bicyclists and pedestrians
- Slower traffic speeds & signalized intersections
- Storm water management systems



- These complex projects are critical and top priorities to complete prior to 2028
- Will serve as venues for the 2028 Olympics.
- Funding strategies to complete these projects will require additional review and approval by the City Council.
- Funding for the other projects listed within the plan is secured or in the process of being secured.



Belmont Pool Highlight



A complete project update was provided to City Council October 10, 2023

Brief Summary:

- The project was ready to bid but impacts from cost escalation and SB 1137 necessitated a redesign
- Committed to delivering a fiscally responsible, inspiring aquatics facility for all ages providing equitable access to water
- Scope includes a 50-meter pool, springboards, climbing walls, zip lines, instructional pool, shallow recreation pool with spray features, towers, and floats, support facilities

Elevate '28 Infrastructure Investment Plan

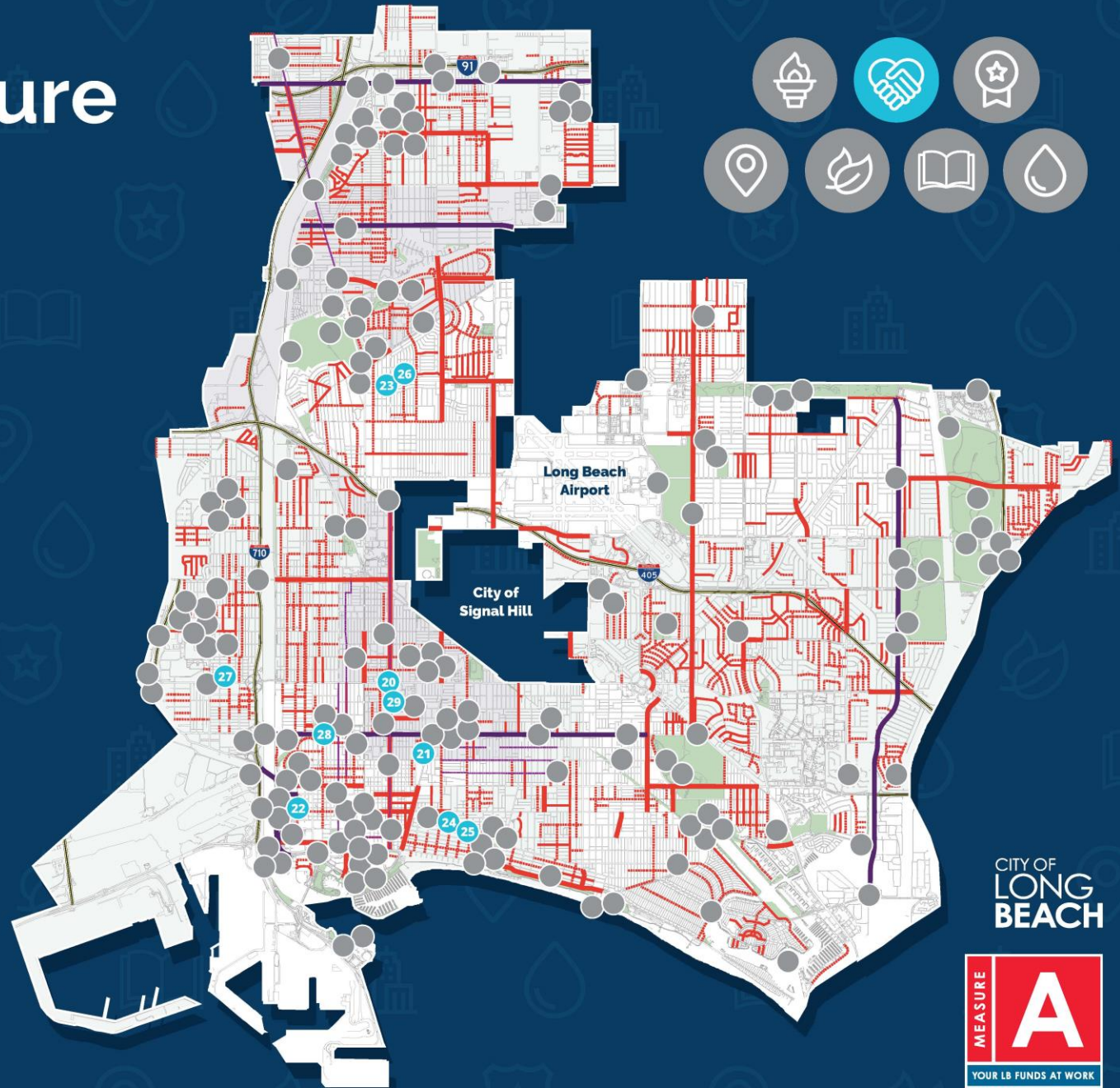


Community & Cultural Investments

- 20 African American Cultural District Feasibility Study
- 21 Cambodia Town Grand Entrance
- 22 Latino Cultural Center & Mercado Planning & Preliminary Design
- 23 Expo Building Facility Improvements / African American Cultural Center
- 24 LGBTQ+ Broadway Corridor Vision, Design, and Construction
- 25 LGBTQ+ Cultural Center Planning & Design
- 26 Long Beach Historical Society Facility Improvements
- 27 Santa Fe Ave Business Improvement District Feasibility Study
- 28 Seaside Park Youth Center Planning & Preliminary Design
- 29 V.I.P. Records Placemaking

Projects not placed on map but are funded by the plan include: Community Centers Enhancements, Mural Restoration & Landscape Improvements (Citywide), Westside Digital Inclusion, Westside Pedestrian & Bike Safety Improvements.

COMPLETION OF PROJECTS ESTIMATED TO OCCUR BETWEEN FY23-FY27 SUBJECT TO FUNDING AVAILABILITY. MAP REFLECTS CITY OF LONG BEACH INFRASTRUCTURE INVESTMENT PLAN, WHICH INCLUDES MEASURE A AND OTHER CAPITAL IMPROVEMENT PLAN FUNDING SOURCES SUCH AS TIDELANDS, MEASURE W, METRO LOCAL RETURN, SB-1, GAS TAX, AND GRANT FUNDING.



CITY OF
LONG
BEACH



Elevate '28 Infrastructure Investment Plan

	Total Measure A Funding	Additional Estimated Funding & Grant Funds Leveraging Measure A Investment	Elevate '28 Plan (FY 24 - FY 27)
Community & Cultural Investments	\$ 9,300,000	\$ 650,000	\$ 9,950,000
African American Cultural District Feasibility Study	300,000		300,000
Cambodia Town Grand Entrance	1,000,000		1,000,000
Community Centers Enhancements	2,800,000		2,800,000
Expo Building Facility Improvements / African American Cultural Center	1,000,000		1,000,000
Latino Cultural Center & Mercado Planning & Preliminary Design	500,000		500,000
LGBTQ+ Broadway Corridor Vision, Design, and Construction	1,500,000		1,500,000
LGBTQ+ Cultural Center Planning & Design	500,000		500,000
Long Beach Historical Society Facility Improvements	100,000		100,000
Mural / Public Art Restoration Citywide	100,000		100,000
Santa Fe Ave Business Improvement District Feasibility Study	-	150,000	150,000
Washington Neighborhood Youth Center Planning & Preliminary Design	500,000		500,000
VIP Record Sign Placemaking & Signage	500,000		500,000
West Side Digital Inclusion	500,000		500,000
West Side Pedestrian & Bike Safety Improvements	-	500,000	500,000

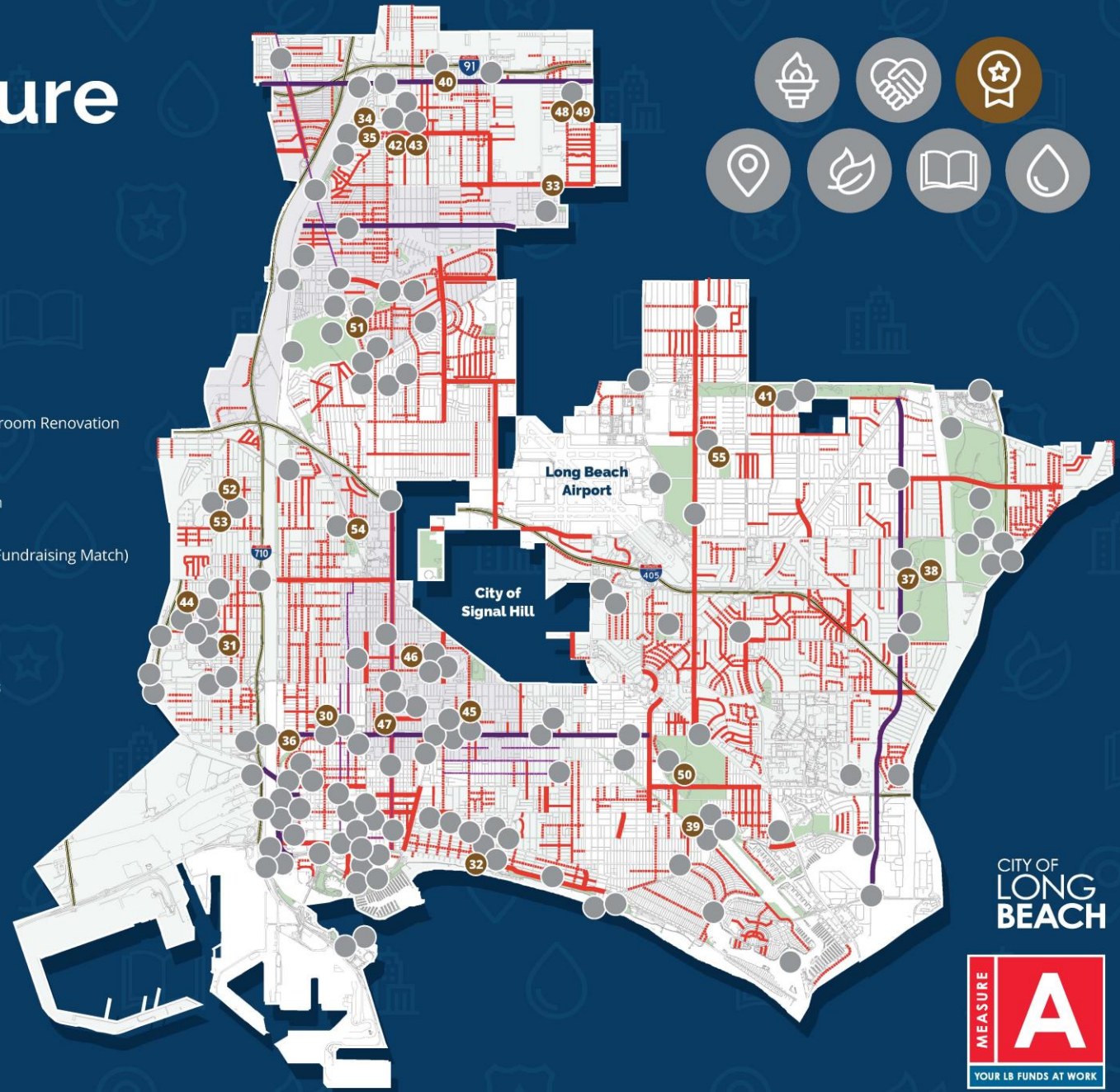
Project Highlight – LGBTQ+ Broadway Corridor



Elevate '28 Infrastructure Investment Plan

Gold Medal Park Refresh Projects

- 30 14th Street Park: Vacant Parcel Park, Lighting & Playground Improvements
- 31 Admiral Kidd Park Improvements
- 32 Bixby Park Improvements
- 33 Davenport Park - Basketball Court (Phase 3)
- 34 DeForest Park Improvements
- 35 DeForest Park Playground Design
- 36 Drake Chavez Park Master Planning
- 37 El Dorado Park Improvements
- 38 El Dorado Parking Lot Improvements
- 39 Greenbelt Heights Walking Path Planning & Preliminary Design
- 40 Hamilton Loop / 91 Freeway Greenbelt
- 41 Heartwell Park Sports Complex (New Running Track & Turf Field)
- 42 Houghton Park Community Center Improvements
- 43 Houghton Park Sports Complex (Soccer)
- 44 Hudson Park Improvements
- 45 MacArthur Park Rehabilitation
- 46 Martin Luther King Jr. Park Master Planning, Restroom Renovation & Critical Repairs to Community Center
- 47 Peace Park Playground
- 48 Ramona Park Pool Planning & Preliminary Design
- 49 Ramona Park Signature Playground
- 50 Recreation Park Bandshell Design & Permitting (Fundraising Match)
- 51 Scherer Park Signature Playground
- 52 Silverado Park Improvements
- 53 Silverado Park Signature Playground
- 54 Veterans Park Community Center Roof Repair
- 55 Wardlow Park Community Center Enhancements



COMPLETION OF PROJECTS ESTIMATED TO OCCUR BETWEEN FY23-FY27 SUBJECT TO FUNDING AVAILABILITY. MAP REFLECTS CITY OF LONG BEACH INFRASTRUCTURE INVESTMENT PLAN, WHICH INCLUDES MEASURE A AND OTHER CAPITAL IMPROVEMENT PLAN FUNDING SOURCES SUCH AS TIDELANDS, MEASURE W, METRO LOCAL RETURN, SB-1, GAS TAX, AND GRANT FUNDING.

CITY OF
LONG
BEACH



Elevate '28 Infrastructure Investment Plan

	Total Measure A Funding	Additional Estimated Funding & Grant Funds Leveraging Measure A Investment	Elevate '28 Plan (FY 24 - FY 27)
Gold Medal Park Refresh Projects	\$ 13,800,000	\$ 11,025,000	\$ 24,825,000
14th Street Park - Vacant Parcel Park, Lighting, and Playground Improvements	750,000		750,000
Admiral Kidd Park Improvements	250,000		250,000
Bixby Park Improvements	1,000,000	2,000,000	3,000,000
Davenport Park - Basketball Court (Phase 3)	500,000		500,000
DeForest Park Improvements	800,000		800,000
DeForest Park Playground Design	200,000		200,000
Drake Chavez Park Master Planning	500,000		500,000
El Dorado Park Improvements	500,000	1,600,000	2,100,000
El Dorado Parking Lot Improvements	200,000		200,000
Greenbelt Heights Walking Path Planning & Preliminary Design	200,000		200,000
Hamilton Loop / 91 Freeway Greenbelt	500,000		500,000
Heartwell Park Sports Complex (New Running Track & Turf Field) (Grant Match)	500,000	3,000,000	3,500,000
Houghton Park Community Center Improvements	500,000		500,000
Houghton Park Sports Complex (Soccer)	2,000,000		2,000,000
Hudson Park Improvements	500,000		500,000
MacArthur Park Renovation	400,000		400,000
MLK Jr. Park Master Planning, Restroom Renovation, Critical Repairs to Community Center	700,000	3,000,000	3,700,000
Peace Park Playground	450,000		450,000
Ramona Park Pool Planning & Preliminary Design	500,000		500,000
Ramona Park Signature Playground	250,000	1,425,000	1,675,000
Recreation Park Bandshell Design and Permitting (Fundraising Match)	200,000		200,000
Scherer Park Signature Playground	1,500,000		1,500,000
Silverado Park Improvements	250,000		250,000
Silverado Park Signature Playground	200,000		200,000
Veterans Park Community Center Roof Repair	350,000		350,000
Wardlow Park Community Center Enhancements	100,000		100,000

Project Highlight – Admiral Kidd Park Improvements



Project Highlight – Davenport Park Improvements



Rendering of Completed Project

Project Highlight – Davenport Park Improvements



Current



Rendering of Completed Project

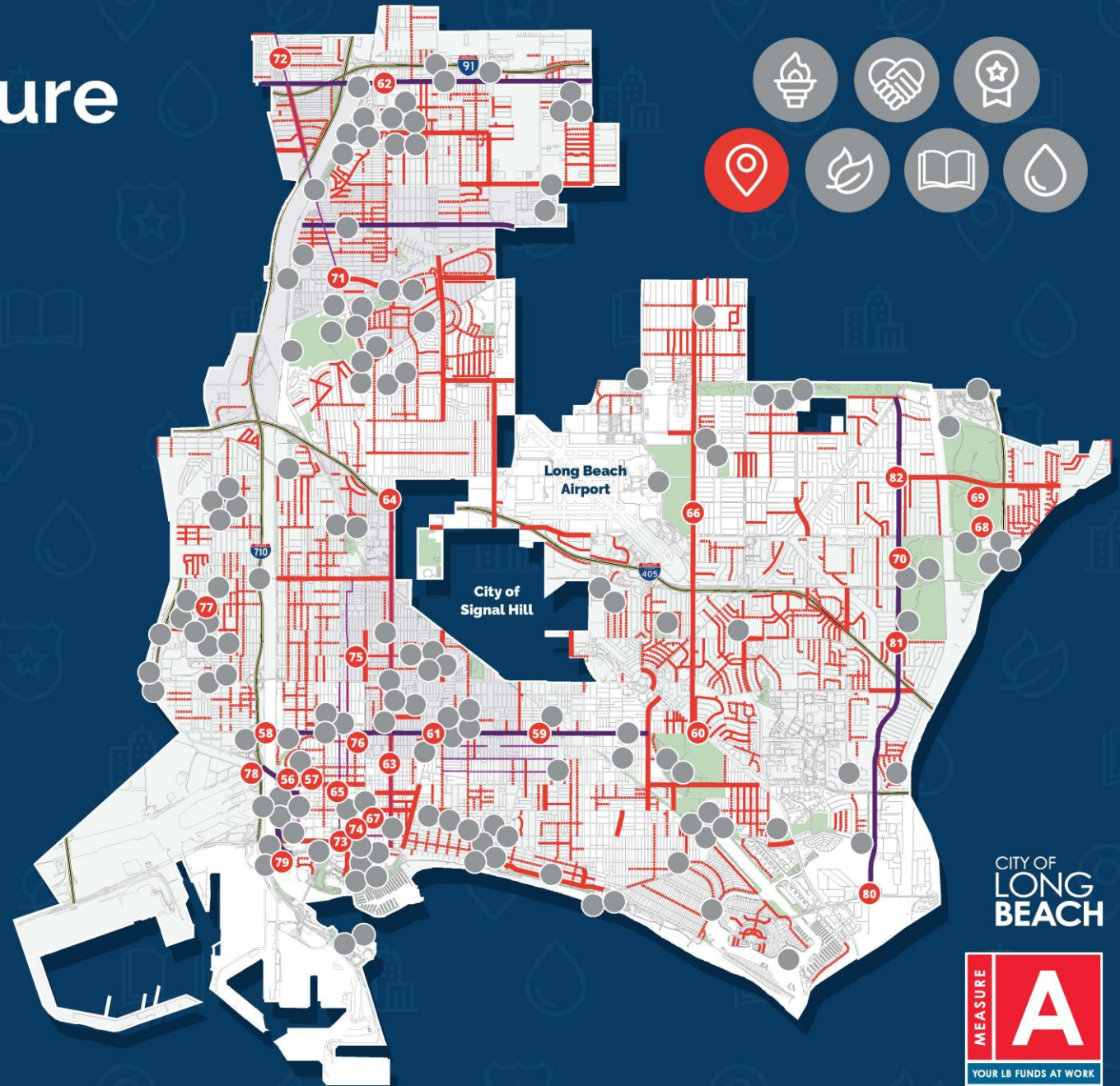
Elevate '28 Infrastructure Investment Plan

Mobility

- 56-57 6th Street and 7th Street Pedestrian & Traffic Safety Enhancements
- 58-61 Anaheim Street Major Corridor Improvements
- 62 Artesia Major Corridor Improvements
- 63-64 Atlantic Avenue Major Corridor Improvements (Ocean Boulevard to 405 Freeway)
- 65 Blue Line Rail Car Pedestrian Improvements
- 66 Clark Avenue Improvements
- 67 Downtown Walkable Communities Safe Streets
- 68 El Dorado Park Parking Management & Entrance Improvements on Spring Street
- 69 El Dorado Park Repairs: Street & Parking Lot Improvements
- 70 Good Neighbor Park Street & Access Improvements
- 71-72 Long Beach Boulevard Pedestrian, Traffic, Lighting & Streetscape Improvements
- 73 Ocean Boulevard Median Improvements
- 74 Pacific Avenue Active Transportation Bikeway
- 75 Pacific Avenue Corridor Improvements
- 76 Pine Avenue Bike Boulevard
- 77 Santa Fe Avenue Pedestrian, Medians & Streetscape Enhancements
- 78 Shoemaker Bridge Rebuild Design & Permitting
- 79 Shoreline Drive Diagonal Street Parking Improvements
- 80-82 Studebaker Road Major Corridor Improvements

Projects not placed on map but are funded by the plan include: Citywide Median/Parkway improvements and Citywide traffic & pedestrian safety improvements.

COMPLETION OF PROJECTS ESTIMATED TO OCCUR BETWEEN FY23-FY27 SUBJECT TO FUNDING AVAILABILITY. MAP REFLECTS CITY OF LONG BEACH INFRASTRUCTURE INVESTMENT PLAN, WHICH INCLUDES MEASURE A AND OTHER CAPITAL IMPROVEMENT PLAN FUNDING SOURCES SUCH AS TIDELANDS, MEASURE W, METRO LOCAL RETURN, SB-1, GAS TAX, AND GRANT FUNDING.



CITY OF
LONG
BEACH



Elevate '28 Infrastructure Investment Plan

The Mobility category includes over \$327 million, allocated to the following projects*:

Alley Improvements	5.0
Arterial Street Improvements	97.2
Arterial Corridor Improvements	43.6
Residential Street Improvements	100.0
ADA Improvements, including curb ramps and sidewalks	37.7
Bikeway, Pedestrian, and Safety Improvements	36.8
In-House Crack & Slurry Seal Team	20.0
Citywide Sinkholes and Drainage repairs, including curb and gutter repairs	5.75
Street Median and Parkway Improvements	1.6

All dollar amounts reflected in Millions

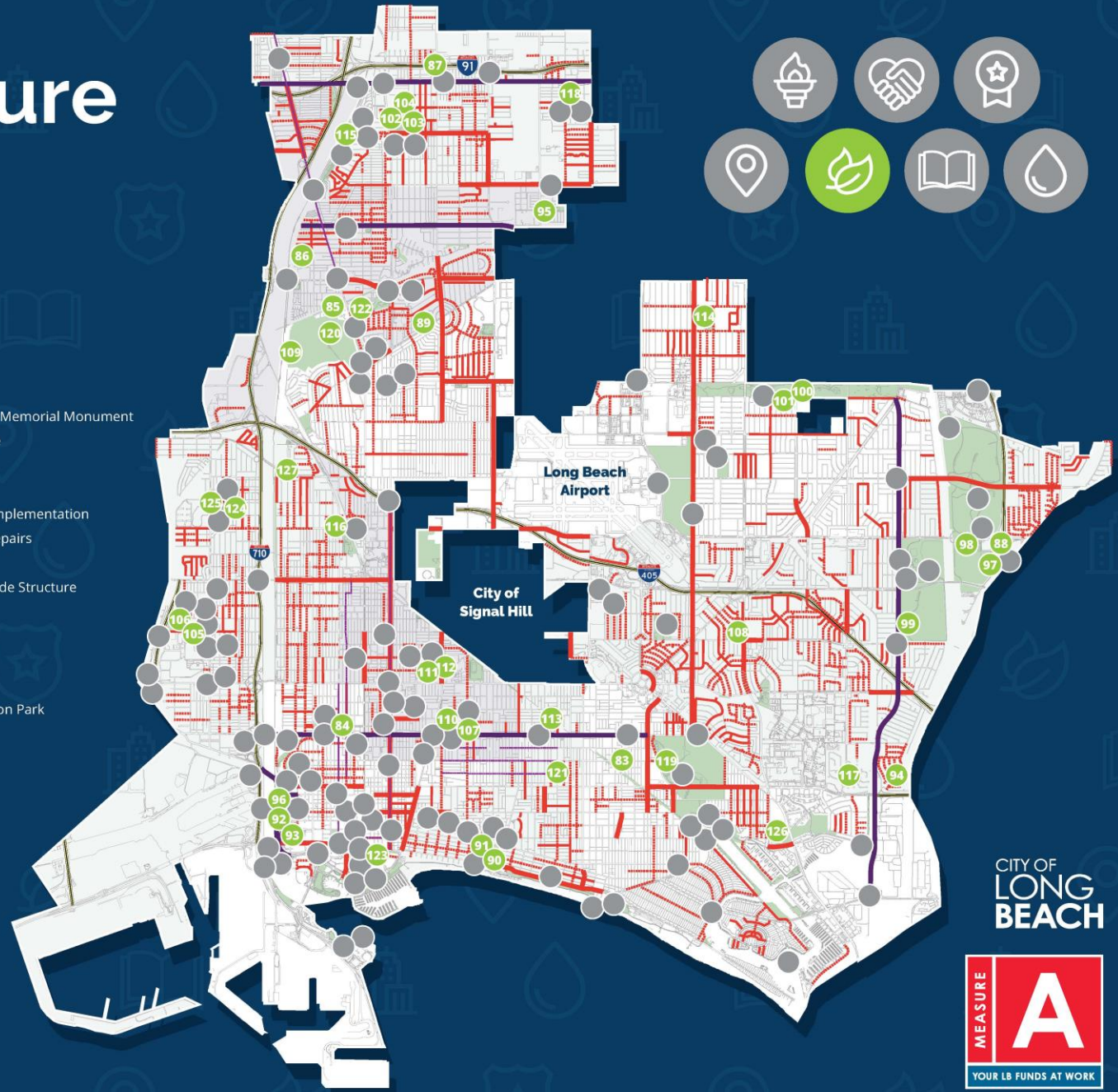
* Not a complete list of the plan's Mobility & Safety Funding.



Elevate '28 Infrastructure Investment Plan

Park Improvements

- 83 10th Street Greenbelt Walking Path
- 84 14th Street Park Lighting & Playground Improvements
- 85 48th Street Greenbelt Improvements
- 86 51st Street Greenbelt
- 87 91 Fwy Greenbelt (Signage and Furniture)
- 88 Animal Care Services Facility Improvements
- 89 Bixby Knolls Park Playground Improvements
- 90 Bixby Park Computer Center and Facility Improvements
- 91 Bixby Park Dog Park Improvements
- 92 Chavez Park Improvements
- 93 Latino Cultural Center & Mercado Planning & Preliminary Design
- 94 College Estates Park Facility & Park Improvements
- 95 Davenport Park Expansion
- 96 Drake/Chavez Park Splash Pad Planning, Design & Permitting
- 97 El Dorado Community Garden Improvements
- 98 El Dorado Park All Abilities Signature Playground
- 99 El Dorado Park Restrooms & Outdoor Gathering Space
- 100 Heartwell Park Artificial Field Turf Improvements
- 101 Heartwell Park Playground & Area Improvements
- 102 Houghton Park Artificial Turf Project Planning, Design & Permitting
- 103 Houghton Park Parking Lot & Gathering Area Improvements
- 104 Houghton Park Playground Improvements
- 105 Hudson Park Field Improvements
- 106 Hudson Park Playground Improvements
- 107 Killing Field Memorial Garden & Cambodian Veteran Memorial Monument
- 108 Los Altos Park Playground Repairs & Shade Structure
- 109 Los Angeles River Park Expansion Area
- 110 MacArthur Parks Rehabilitation
- 111 Martin Luther King Jr. Park Improvements & Vision Implementation
- 112 Martin Luther King Jr. Park Swimming Pool Critical Repairs
- 113 Orizaba Park Improvements
- 114 Pan American Park Playground Improvements & Shade Structure
- 115 Pickleball Court at DeForest Park
- 116 Pickleball Court at Veterans Park
- 117 Rancho Los Alamitos Improvements
- 118 Ramona Park Pool Design & Entitlements
- 119 Pickle Ball Court Complex at Billie Jean King/Recreation Park
- 120 Rancho Los Cerritos Improvements
- 121 Rose Park Gazebo Painting & Landscaping
- 122 Scherer Park Playground Improvements
- 123 Seaside Way Dog Park Improvements
- 124 Silverado Park Fields & Basketball Court
- 125 Silverado Park Signature Playground
- 126 Sims' Pond Biological Reserve Improvements
- 127 Wrigley Heights Dog Park Improvements



COMPLETION OF PROJECTS ESTIMATED TO OCCUR BETWEEN FY23-FY27 SUBJECT TO FUNDING AVAILABILITY. MAP REFLECTS CITY OF LONG BEACH INFRASTRUCTURE INVESTMENT PLAN, WHICH INCLUDES MEASURE A AND OTHER CAPITAL IMPROVEMENT PLAN FUNDING SOURCES SUCH AS TIDELANDS, MEASURE W, METRO LOCAL RETURN, SB-1, GAS TAX, AND GRANT FUNDING.

CITY OF
LONG
BEACH



Project Highlight – Silverado Park Playground

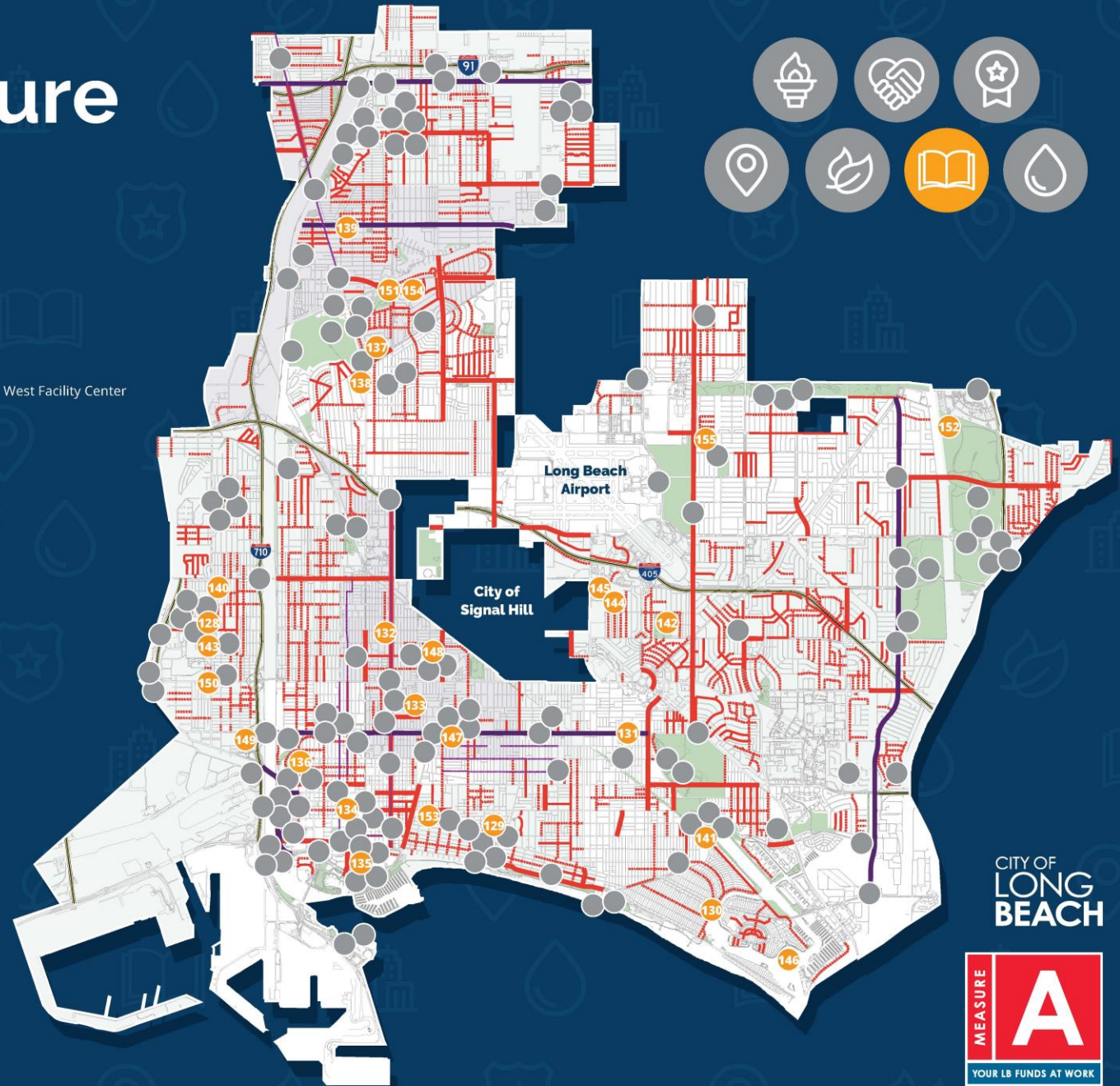


Draft Renderings

Elevate '28 Infrastructure Investment Plan

Public Facilities

- 128 Admiral Kidd Park West Health Facility Improvements
- 129 Alamitos Library Improvements
- 130 Bay Shore Library Mid-Century Renovation
- 131 Brewitt Library Improvements
- 132 Burnett Library & Landscaping Improvements
- 133 Cal Rec/McBride Facility, Roof, & Landscaping Improvements
- 134 City Place Parking Structure Improvements
- 135 Convention Center Marquee Sign
- 136 Drake Park Community Center Improvements
- 137 Expo Building Facility Improvements / African American Cultural Center
- 138 Fire Station 9 Improvements
- 139 Fire Station 11 Improvements
- 140 Fire Station 13 Improvements
- 141 Fire Station 14 Improvements
- 142 Fire Training Center Repairs
- 143 Juanita Millender-McDonald Community Center / West Facility Center
- 144 Main Health Critical Facility Improvements
- 145 Main Health Roof/HVAC Improvements
- 146 Marine Amphitheater Feasibility Study
- 147 Mark Twain Library Critical Repairs
- 148 Martin Luther King Jr. Park Central Health Facility
- 149 Multi-Service Center Critical Facility Repairs
- 150 PD-Crime and Evidence Lab Design/Permitting
- 151 PD-North Division Roof Repairs
- 152 Police Academy Rebuild
- 153 Senior Center Improvements
- 154 Scherer Park Community Center Improvements
- 155 Wardlow Park Roof Replacement



COMPLETION OF PROJECTS ESTIMATED TO OCCUR BETWEEN FY23-FY27 SUBJECT TO FUNDING AVAILABILITY. MAP REFLECTS CITY OF LONG BEACH INFRASTRUCTURE INVESTMENT PLAN, WHICH INCLUDES MEASURE A AND OTHER CAPITAL IMPROVEMENT PLAN FUNDING SOURCES SUCH AS TIDELANDS, MEASURE W, METRO LOCAL RETURN, SB-1, GAS TAX, AND GRANT FUNDING.

CITY OF
LONG
BEACH



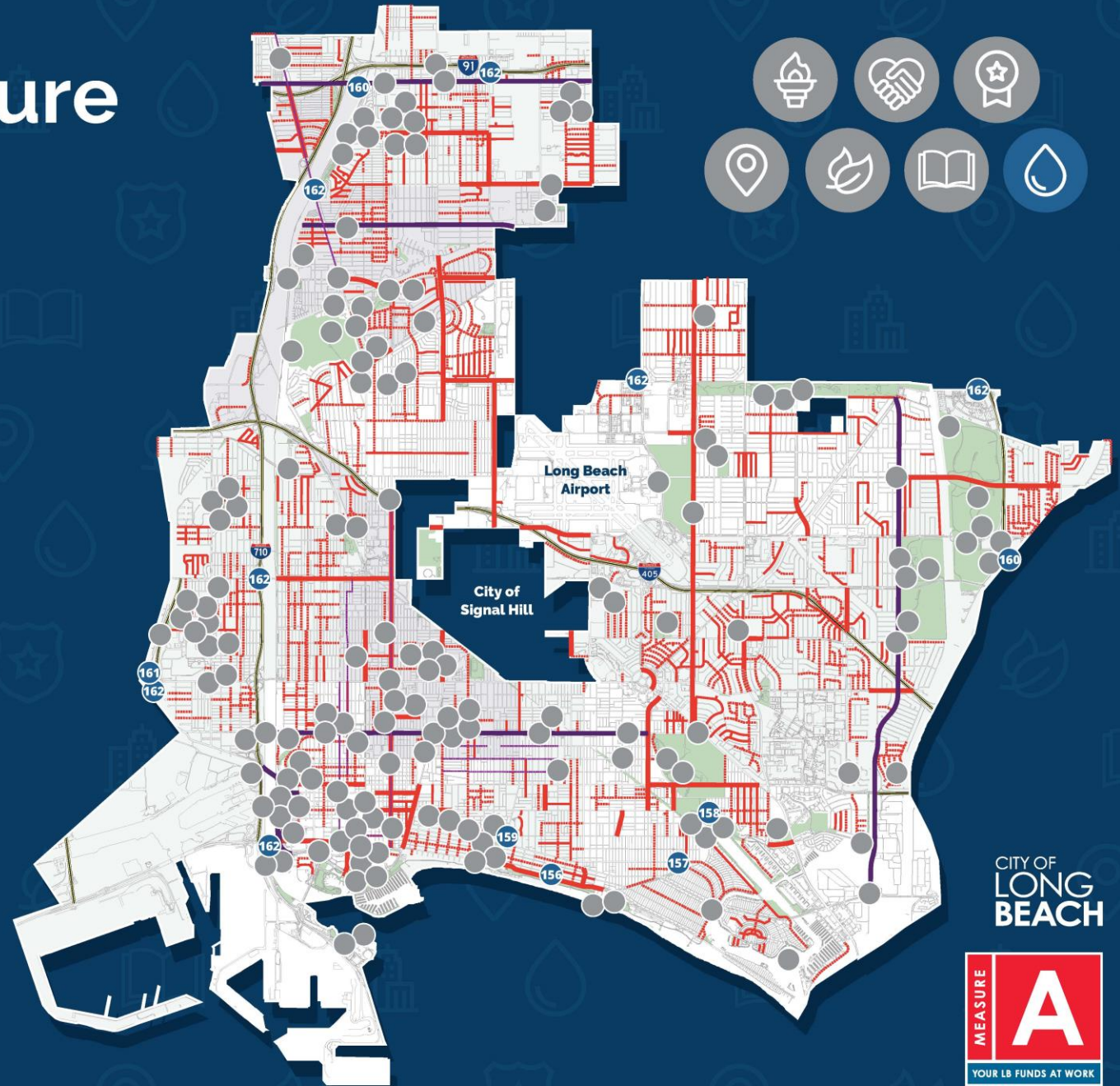
Project Highlight – Fire Station 9



Elevate '28 Infrastructure Investment Plan

Right of Way, Water Quality & Climate Action

- 156 Bluff Park Historic Lampposts Project
- 157 Broadway Median Improvements
- 158 Colorado Lagoon Open Channel Restoration
- 159 LGBTQ+ Cultural District Planning & Improvements
- 160 Mural Restoration & Landscaping Improvement
- 161 Route 103 Corridor Planning, Cleanup & Landscaping Improvements
- 162 Vertical Gateway Signs (8 locations)

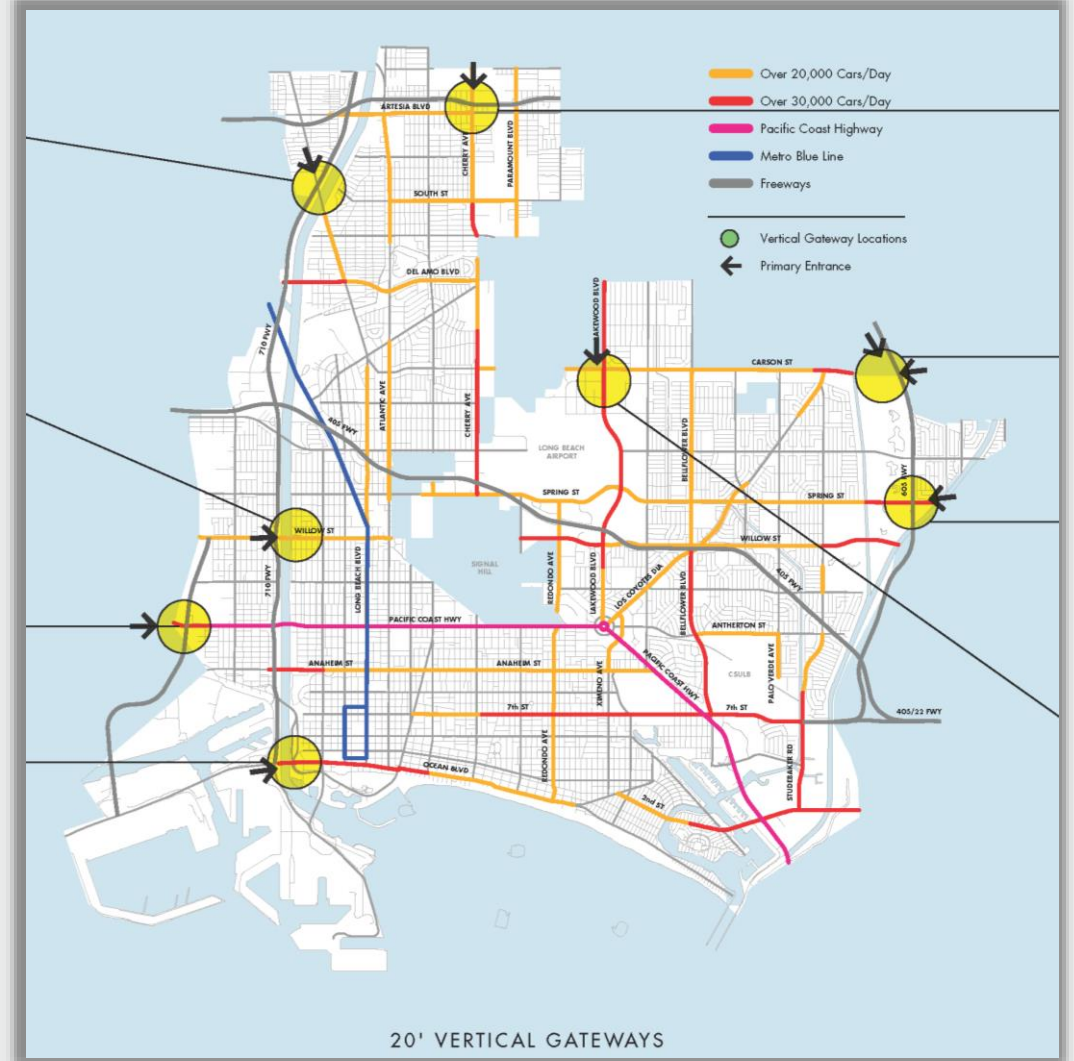


COMPLETION OF PROJECTS ESTIMATED TO OCCUR BETWEEN FY23-FY27 SUBJECT TO FUNDING AVAILABILITY. MAP REFLECTS CITY OF LONG BEACH INFRASTRUCTURE INVESTMENT PLAN, WHICH INCLUDES MEASURE A AND OTHER CAPITAL IMPROVEMENT PLAN FUNDING SOURCES SUCH AS TIDELANDS, MEASURE W, METRO LOCAL RETURN, SB-1, GAS TAX, AND GRANT FUNDING.

CITY OF
LONG
BEACH



Project Highlight – City Gateway Signage



Updated FY 23 – FY 27 Infrastructure Investment Plan

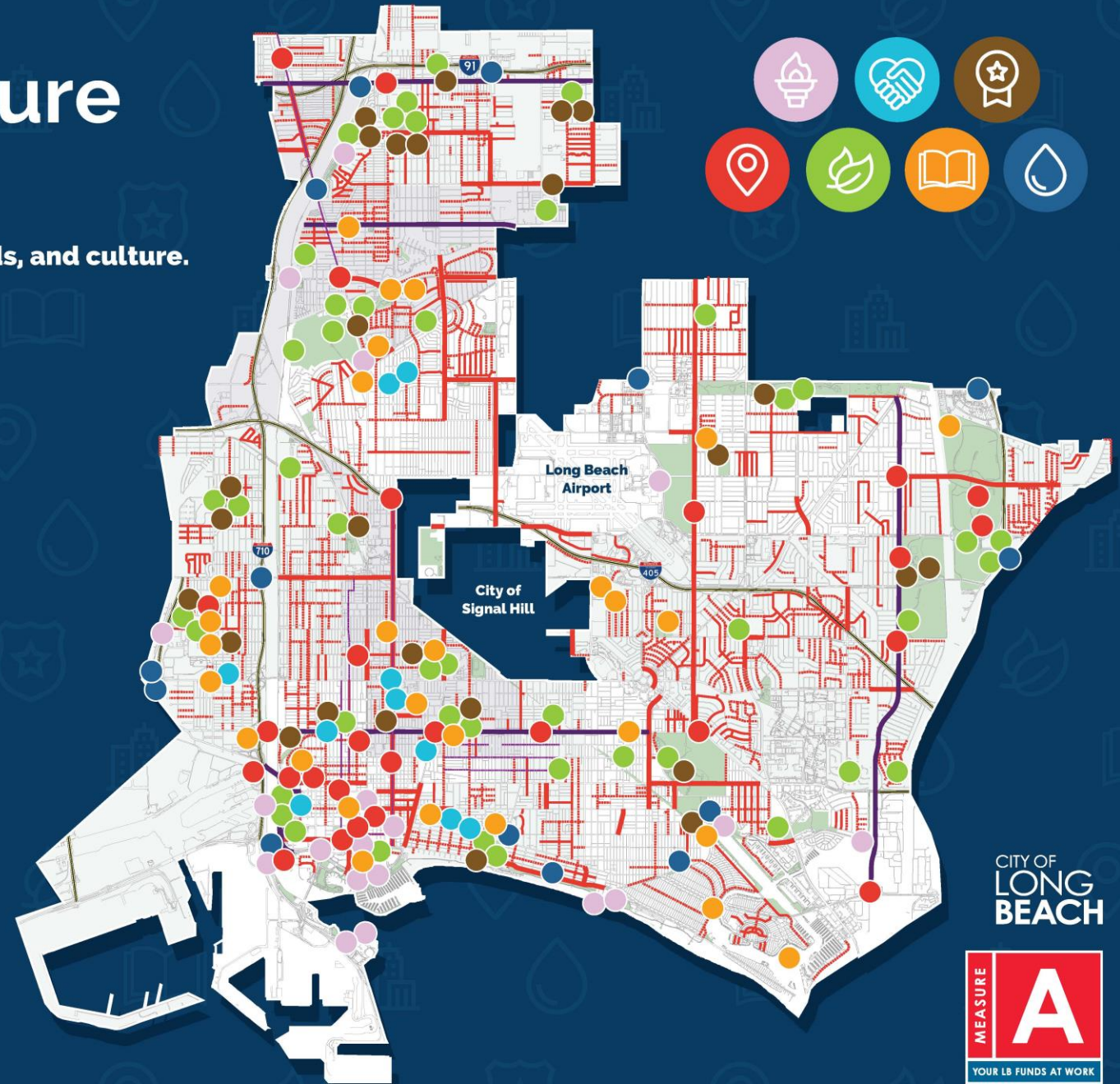
FY 23 – FY 27 Infrastructure Investment Category	Original IIP Measure A Funding	Elevate '28 Measure A Funding	Additional Infrastructure Funding (FY 23 – FY 27)	FY 23-27 IIP Grand Total
<i>2028 Olympic Legacy</i>	-	32.60	147.38	179.98
<i>Community & Cultural Investments</i>	-	9.30	0.65	9.95
<i>Gold Medal Park Refresh</i>	-	13.80	11.03	24.83
Mobility	100.82	-	226.90	327.72
Park Improvements	37.13	-	18.73	55.86
Public Facilities	48.08	-	4.70	52.78
Right-of-Way, Water Quality, CAP Improvements	48.70	-	33.45	82.15
Critical Facilities, Grant Match Reserves, and One-Times	25.00	-	-	25.00
Total	\$ 259.73	\$ 55.70	\$ 442.84	\$ 758.27

* All dollar amounts reflected in Millions

Elevate '28 Infrastructure Investment Plan

An investment plan to elevate Long Beach's parks, neighborhoods, and culture.

-  2028 OLYMPIC LEGACY
-  COMMUNITY & CULTURAL INVESTMENTS
-  GOLD MEDAL PARK REFRESH PROJECTS
-  MOBILITY
-  PARK IMPROVEMENTS
-  PUBLIC FACILITIES
-  RIGHT OF WAY, WATER QUALITY & CLIMATE ACTION



COMPLETION OF PROJECTS ESTIMATED TO OCCUR BETWEEN FY23-FY27 SUBJECT TO FUNDING AVAILABILITY. MAP REFLECTS CITY OF LONG BEACH INFRASTRUCTURE INVESTMENT PLAN, WHICH INCLUDES MEASURE A AND OTHER CAPITAL IMPROVEMENT PLAN FUNDING SOURCES SUCH AS TIDELANDS, MEASURE W, METRO LOCAL RETURN, SB-1, GAS TAX, AND GRANT FUNDING.

CITY OF
LONG
BEACH

