

CIP Update and FY25 Contracts



Agenda

- Status of Program and Future Workloads
- Adoption of PLA
- Upcoming Contract Opportunities





RECENT PROJECT AWARDS

North City Water Reclamation Plant Grading



APWA
Project Of The Year

Pacific Beach Pipeline South




APWA-Honor Award
ASCE- Outstanding Construction Project

Pacific Beach Pipeline South



ASCE
Outstanding Construction Project

La Jolla Scenic Drive



ASCE
Outstanding Water Project

AC Water Group 1059



ASCE
Outstanding Small Project

Navajo Pump Station



APWA
Honor Award

AC Water & Sewer Group Job 1051



ASCE
Outstanding Wastewater Project

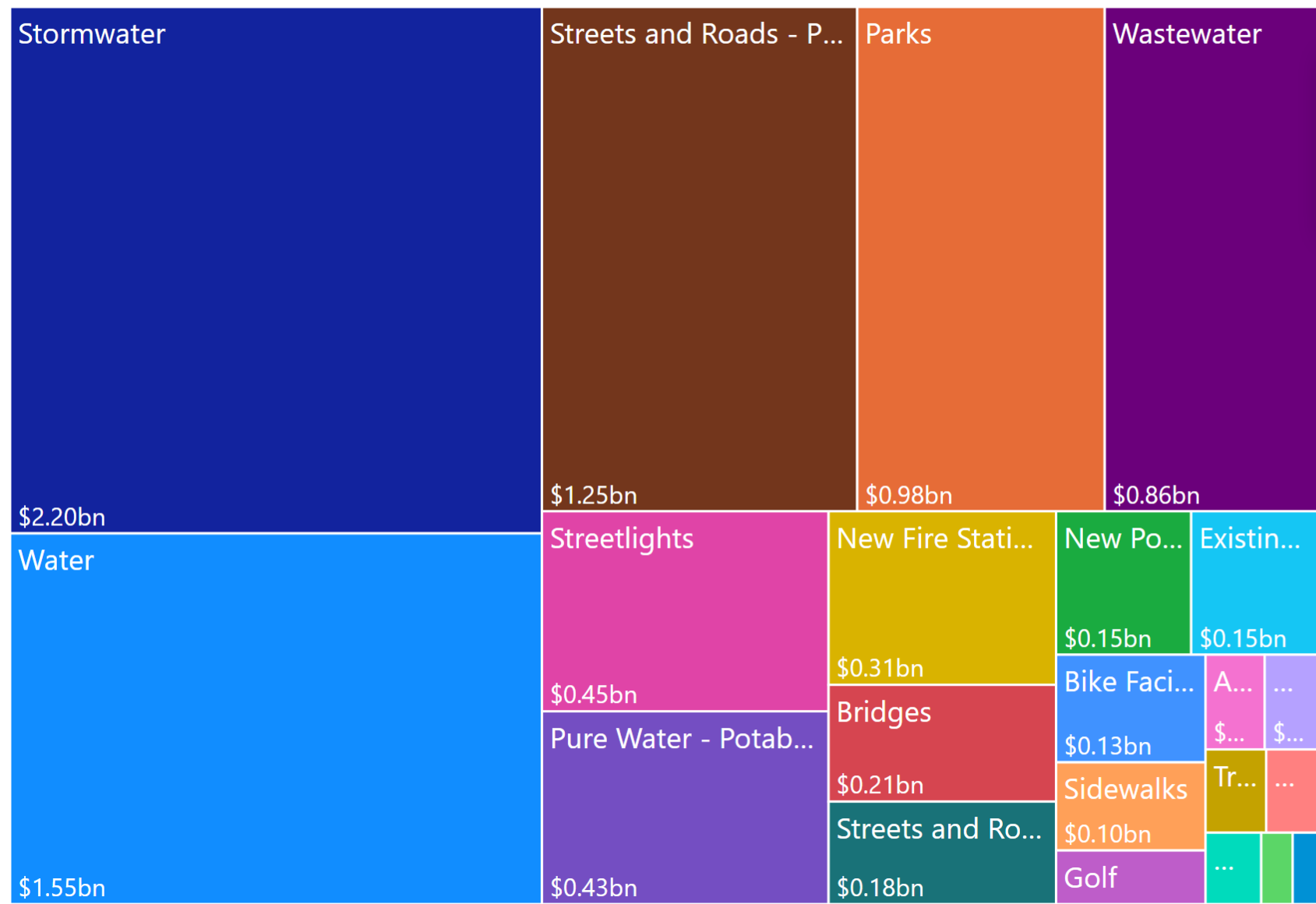
Balboa Park Pipeline Replacement Phase 2



APWA
Honor Award

Hotel Circle Accelerated Cast Iron and Asbestos Cement Replacement

APWA Honor Award



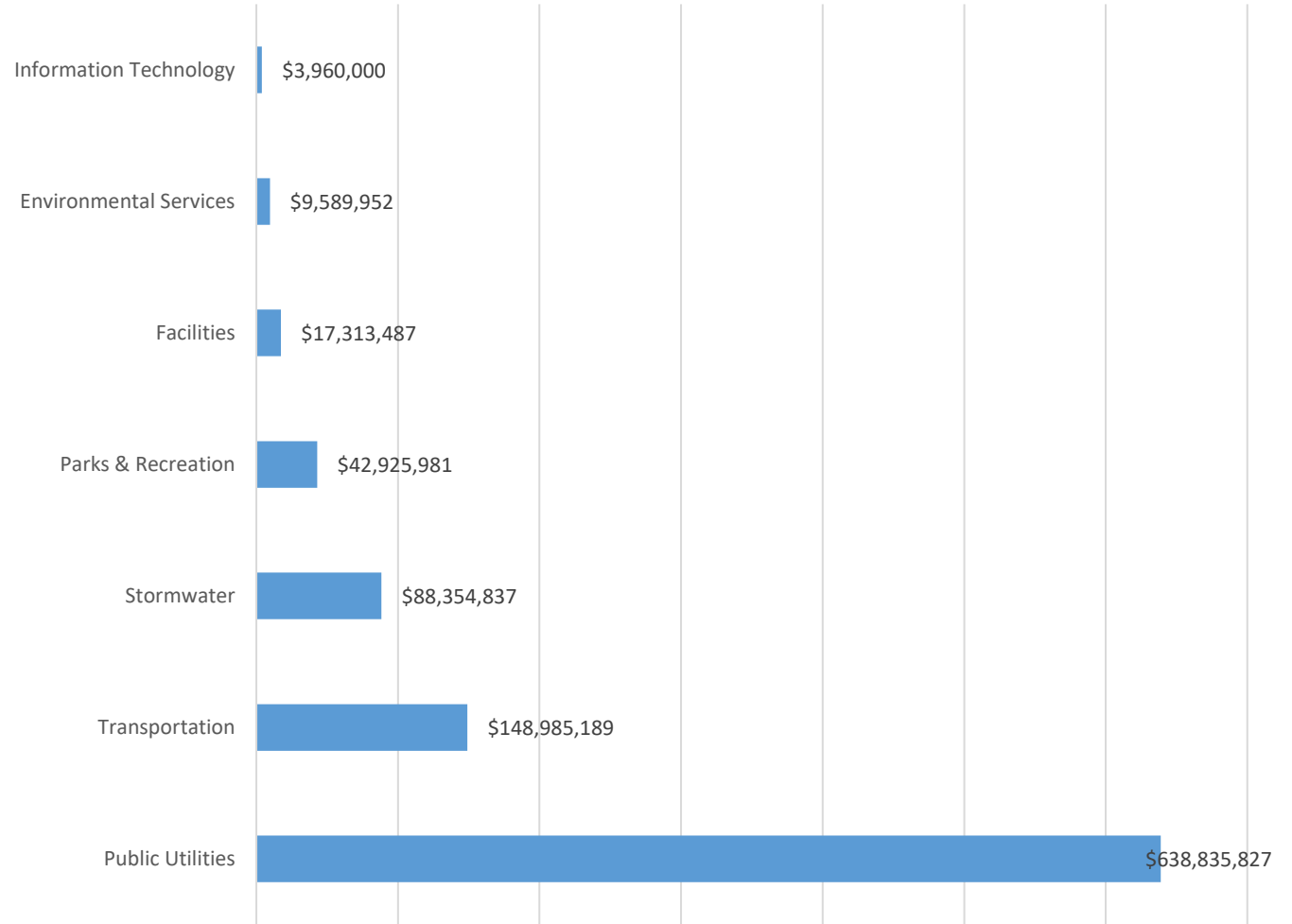
Needs	Revenue
<h1>\$9.25bn</h1> <p>FY25-29 FY30 & Beyond</p> <p>Value</p>	

Asset Types	Value	%GT Value
Stormwater	\$2,203,756,557	23.81%
Water	\$1,551,650,378	16.77%
Streets and Roads - Pavement	\$1,251,563,676	13.52%
Parks	\$982,317,939	10.62%
Wastewater	\$856,950,111	9.26%
Streetlights	\$451,372,000	4.88%
Pure Water - Potable Reuse	\$434,893,527	4.70%
New Fire Stations	\$310,790,311	3.36%
Bridges	\$209,068,796	2.26%
Streets and Roads - Modifications	\$183,554,602	1.98%
New Police Stations	\$152,542,968	1.65%
Existing Facilities	\$146,206,165	1.58%
Bike Facilities	\$126,653,038	1.37%
Sidewalks	\$103,646,894	1.12%
Golf	\$63,090,765	0.68%
Airports	\$44,101,080	0.48%
New Libraries	\$41,700,000	0.45%
Traffic Signals and ITS	\$39,730,690	0.43%
Total	\$9,253,937,471	100.00%



Fiscal Year 2025 Adopted CIP Budget by Asset Department

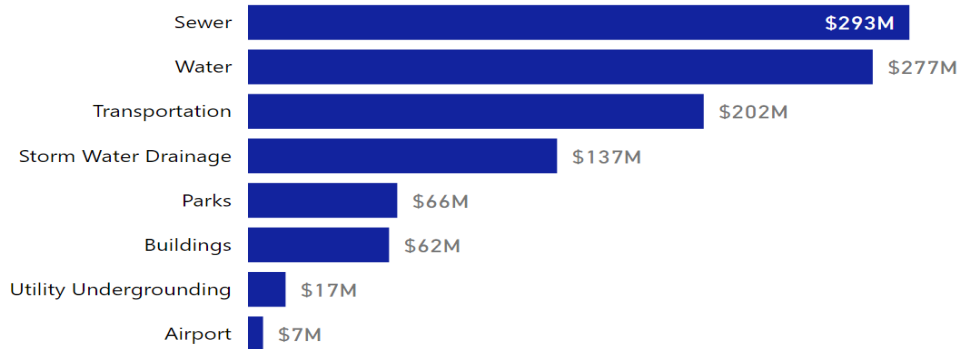
Asset Departments	Sum of Amount
Information Technology	\$ 3,960,000
Environmental Services	\$ 9,589,952
Facilities	\$ 17,313,487
Parks & Recreation	\$ 42,925,981
Stormwater	\$ 88,354,837
Transportation	\$ 148,985,189
Public Utilities	\$ 638,835,827
Grand Total	\$949,965,273



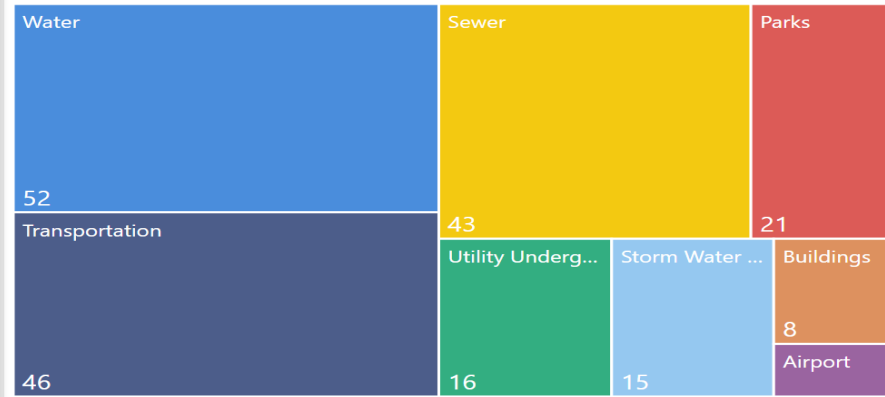
FY2025 Planned Construction Contracts



\$ Value of Construction Contracts by Asset Type



Count of Construction Contracts by Asset Type



The City of SAN DIEGO

2 Fiscal Years Look Ahead at Construction Contracting Opportunities

Engineering and Capital Projects Department (E&CP)

June 1st Data

This visual does not support exporting.

Number of CIP Projects

205

Construction Contract Value

\$1.06bn

Upcoming Bids in:

- FY 2025
- FY 2026

Project Id	Project Name	Est Construction Cost (730)
B15167	El Cerrito & Rolando Park SD & GI (SD)	\$6,353,143
B15171	El Cerrito & Rolando Park SD & GI (GI)	\$4,235,429
B20009	Bay Park Improv 2 (W)	\$4,978,500
B20102	El Cerrito Improv 1 (W)	\$2,635,300
B20103	El Cerrito Improv 1 (S)	\$8,271,800
B20094	Nestor Improv 1 (S)	\$5,728,680
B21108	San Carlos Reservoir Replacement	\$6,653,000
B22149	Installation of City Owned SL 2201 (NSG)	\$550,000
B22150	Palm Ave I-5 to Georgia Street Repairs	\$2,680,000
B15084	Block 1M1 (SL)	\$615,000
B23013	Unleaded Aviation Fuel Tank	\$572,400
B18022	AC Water & Sewer Group 1033 (S)	\$13,488,432
B23100	Terminal Ramp Rehabilitation Project	\$5,280,840
B22111	Center City Traffic Signals-15th Street	\$1,875,000
B22112	Center City Traffic Signals -17th Street	\$586,000
B15102	Green Infrastructure Group 1024	\$1,152,000
Total		\$1,059,804,317

Adoption of PLA

- How Does this change A&E Contracts?
- Where to Get the Latest Information
- New Oversight and Compliance Team





FY2025 Planned Awards

Forecast of Projects to be Awarded in Fiscal Year 2025 (Adopted Budget)

Data Date: July 1, 2024

This page contains all Capital Improvements Program (CIP) projects anticipated to be advertised and awarded for construction in the current fiscal year listed initially in the City's [Adopted CIP budget](#). This page is updated throughout the year with the current cost estimates and new projects to list. It also identifies which projects were [already awarded](#) to a construction contractor. In addition, some projects from the original list may roll-over to the first quarter of next fiscal year and possibly beyond due to unforeseen conditions. See [Construction Contract Types](#) for more information about delivery methods. Also, visit [Bid and Contract Opportunities](#) for projects currently in the bid and award phase. For more information about this report, call (619) 533-4207 or email engineering@sandiego.gov.

[PRINT - Forecast of Projects to be Awarded in Fiscal Year 2025 \(Adopted Budget\)](#)

[DOWNLOAD - Forecast of Projects to be Awarded in Fiscal Year 2025 \(Adopted Budget\)](#)

A [summary by asset-managing departments](#) is listed at the bottom of this page.

* To sort on a column, click on its heading. To sort on multiple columns, hold the Shift key while clicking.

Show entries

Search:

Line Number	Project Name	Project Number	Asset Managing Department	Contract Type	Estimated Contract Cost (\$)	Estimated Total Project Cost (\$)	Fiscal Year Advertising	Quarter Advertising	Fiscal Year Awarding	Quarter Awarding
2	PQPS Gas Sensor Replacement	B22035	Public Utilities	Design Bid Build	\$109,519	\$594,679	FY25	Q1	FY25	Q3
3	25th (SB) (Coronado-Grove) Rd Imp UU995	B18150	Transportation	Design Bid Build	\$177,537	\$300,000	FY25	Q1	FY25	Q4
7	Mt View Sports Courts ADA Improvements	B21114	Parks & Recreation	Design Bid Build	\$365,894	\$863,873	FY25	Q1	FY25	Q3
9	Valencia Park Improv 4 (W)	B21097	Public Utilities	Design Bid Build	\$387,639	\$514,800	FY25	Q1	FY25	Q4
11	Old Salt Pool Access Stairs	B22012	Parks & Recreation	Design Bid Build	\$449,598	\$1,198,000	FY25	Q1	FY25	Q3
13	Faniel St III (Grand-PB Dr) Rd Imp UU188	B17071	Transportation	Design Bid Build	\$454,277	\$835,167	FY25	Q1	FY25	Q4
14	Valencia Park Improv 4 (S)	B21096	Public Utilities	Design Bid Build	\$470,300	\$736,800	FY25	Q1	FY25	Q3

Program Asset Types

Storm Water and Water Quality




Airports



Libraries



Wastewater System



Transportation



Park and Recreation



Water System

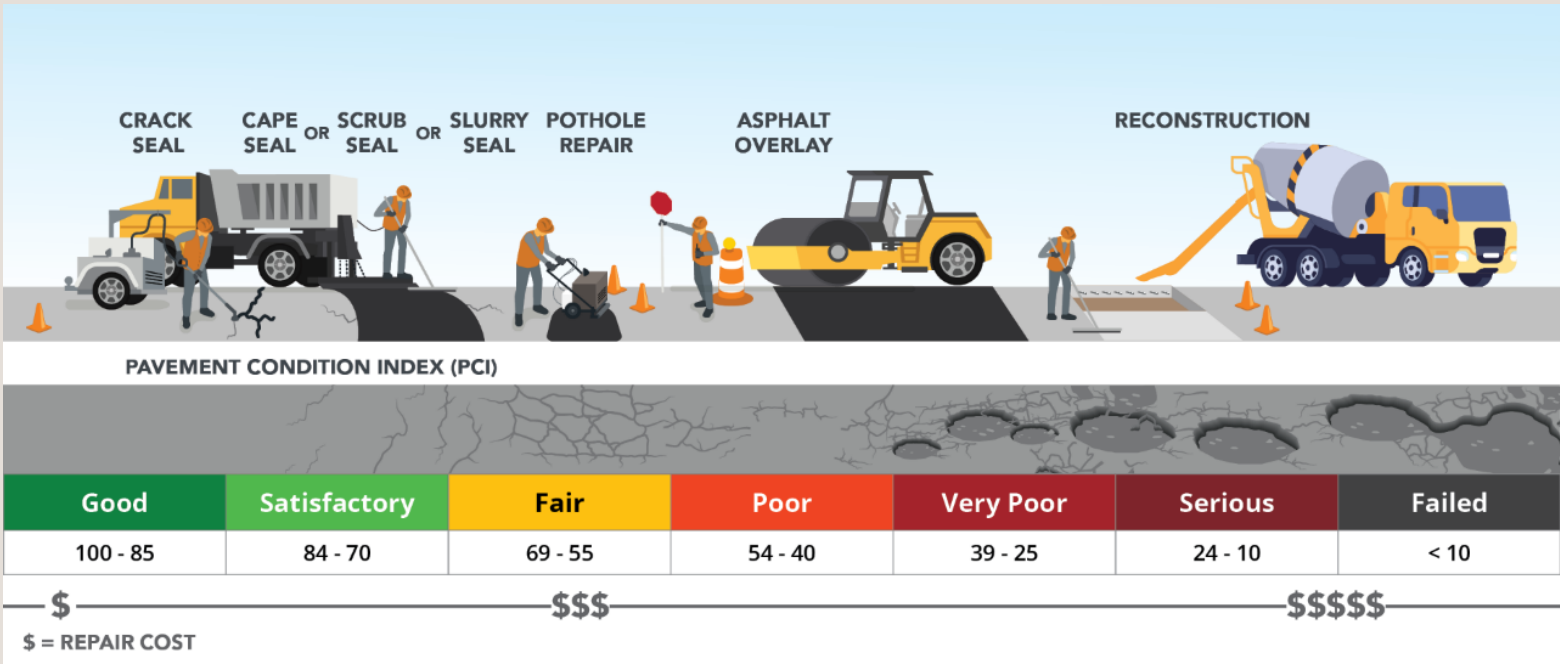


Buildings and Structures



Road Maintenance & Rehabilitation Account (RMRA)

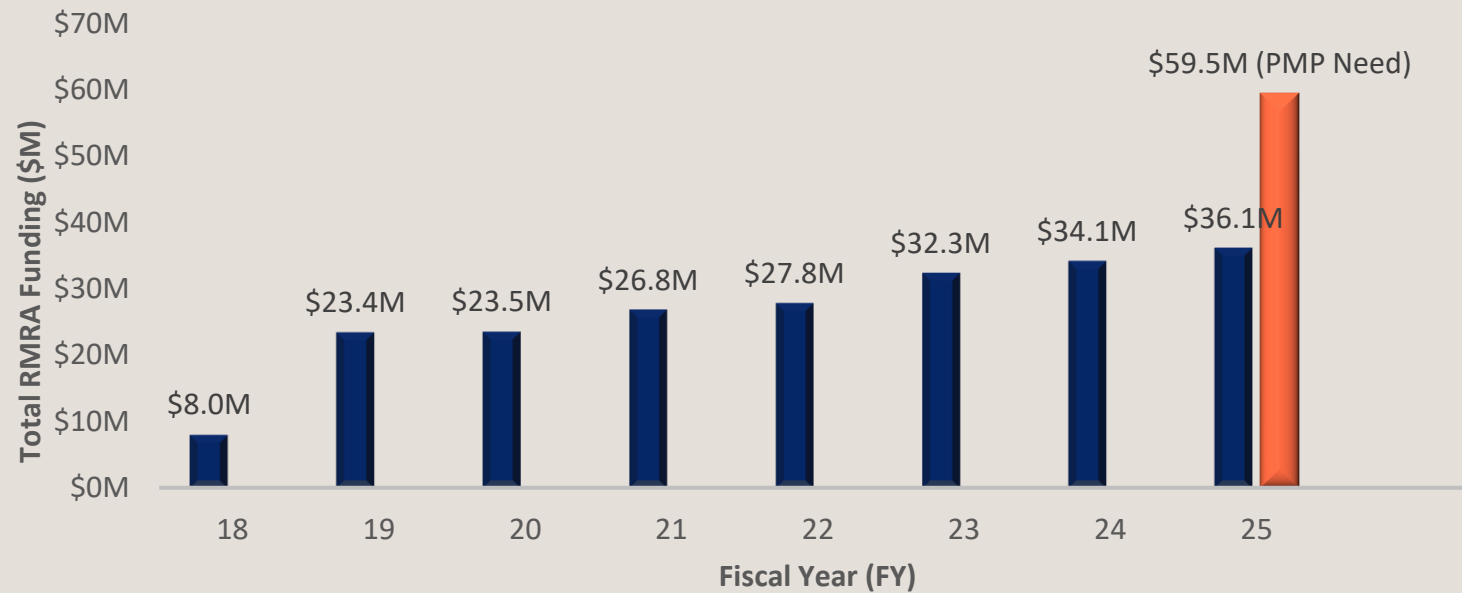
- Senate Bill 1 invests **\$54B** over a decade to fix roads, freeways and bridges across California
- RMRA primary source of funding for maintenance treatments



Current and Historic RMRA Funding

- FY25 funding allocation to City of San Diego: **\$36.1M**
- Most consistent source for pavement repair funding over past 5 years
- FY25 funding is about 60% of Pavement Management Plan budget needs

TOTAL RMRA FUNDING OVER TIME





Thank you for Supporting The
City of San Diego's CIP Program!