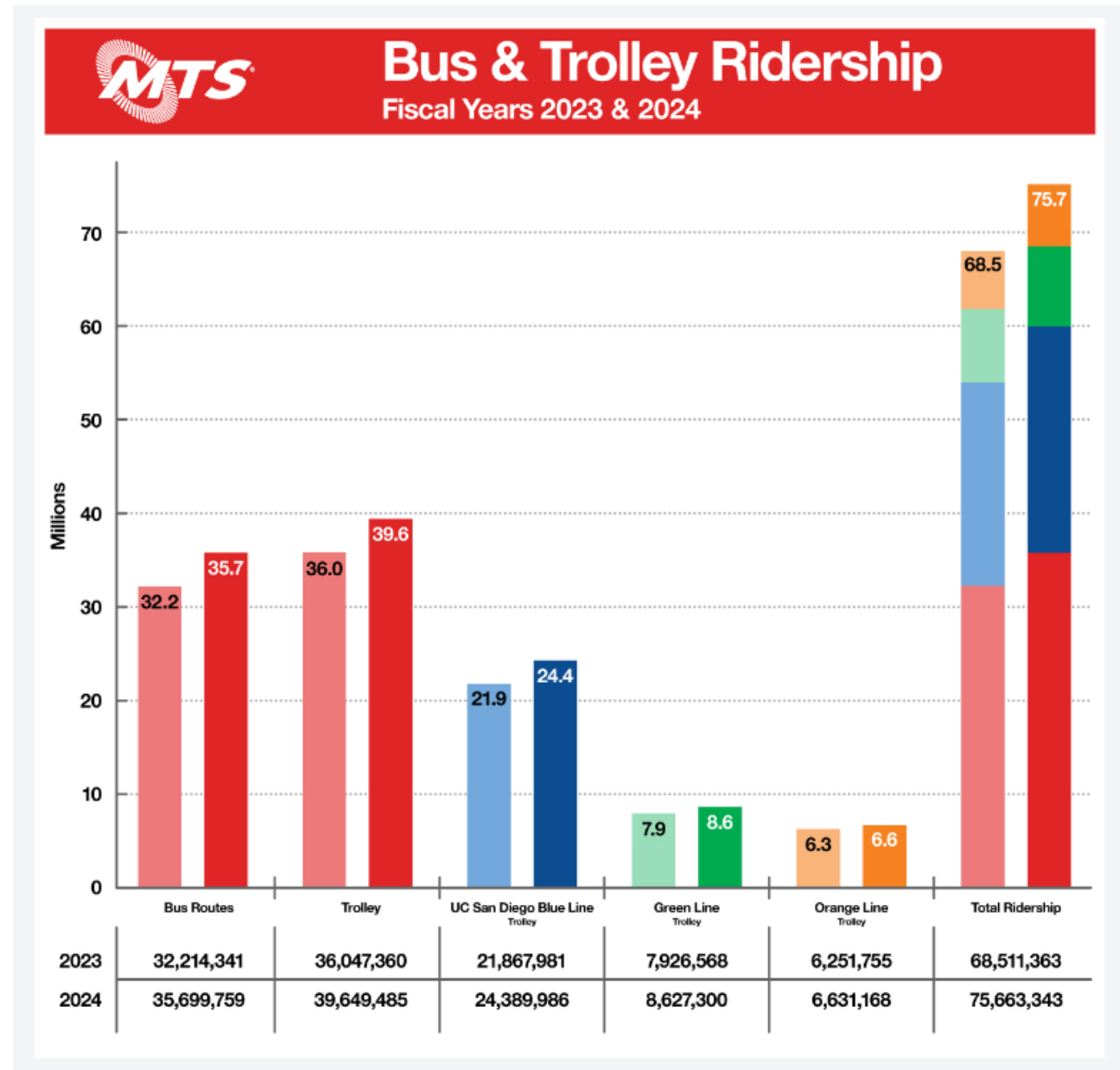


MTS Projects and Contracting Opportunities

About MTS

- Light Rail
 - 62 stations over 65 miles
- Bus
 - 100 fixed bus routes
 - ADA complementary paratransit service
- Ridership
 - Approaching pre-pandemic levels
- Contactless Payment Option
 - Implemented July 2024



MTS Initiatives

- **Zero Emission Bus (ZEB) Transition**
 - Transition fleet by 2040
 - \$270M infrastructure over next 5 years
 - Additional Bus Division
- **Transit Oriented Development (TOD)**
 - Focus on increased density at MTS sites
 - 20% affordable/rent restricted
 - Meet transit operational needs
- **MTS Trolley System Upgrades**
 - Orange Line Improvement : \$135M
 - Traction Power Substation replacements: \$ 50M



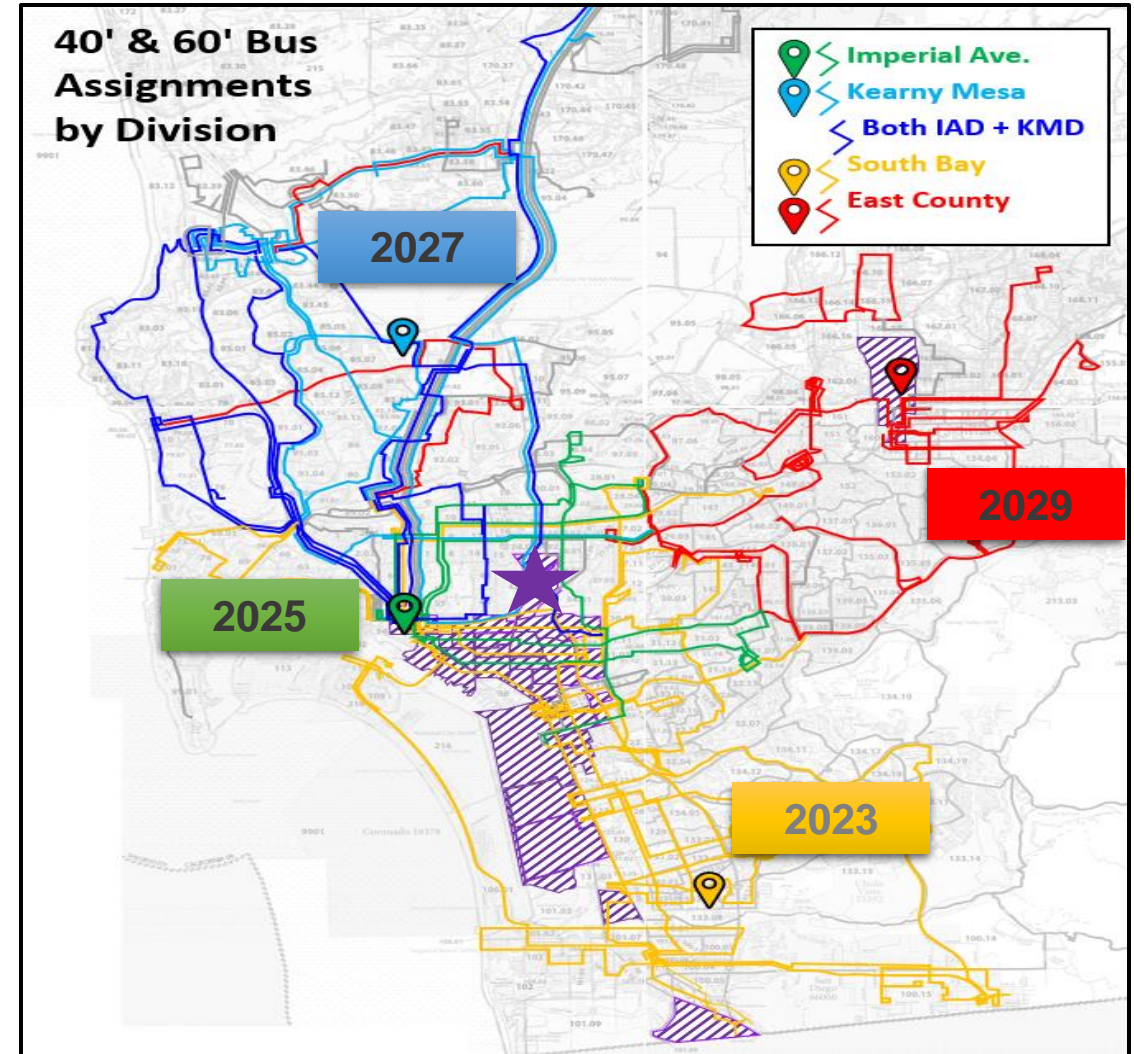
ZEB CHARGING Construction at Bus Divisions

- **Planned Buildout through 2029:**
 - South Bay
 - 2023 – 24 positions
 - 2028 – 49 new and 73 total positions
 - Imperial Avenue
 - 2026 – 30 positions
 - Kearny Mesa
 - 2028 – 27 positions
 - East County
 - 2029 – 32 positions
 - Division 6 Required for post 2030 growth



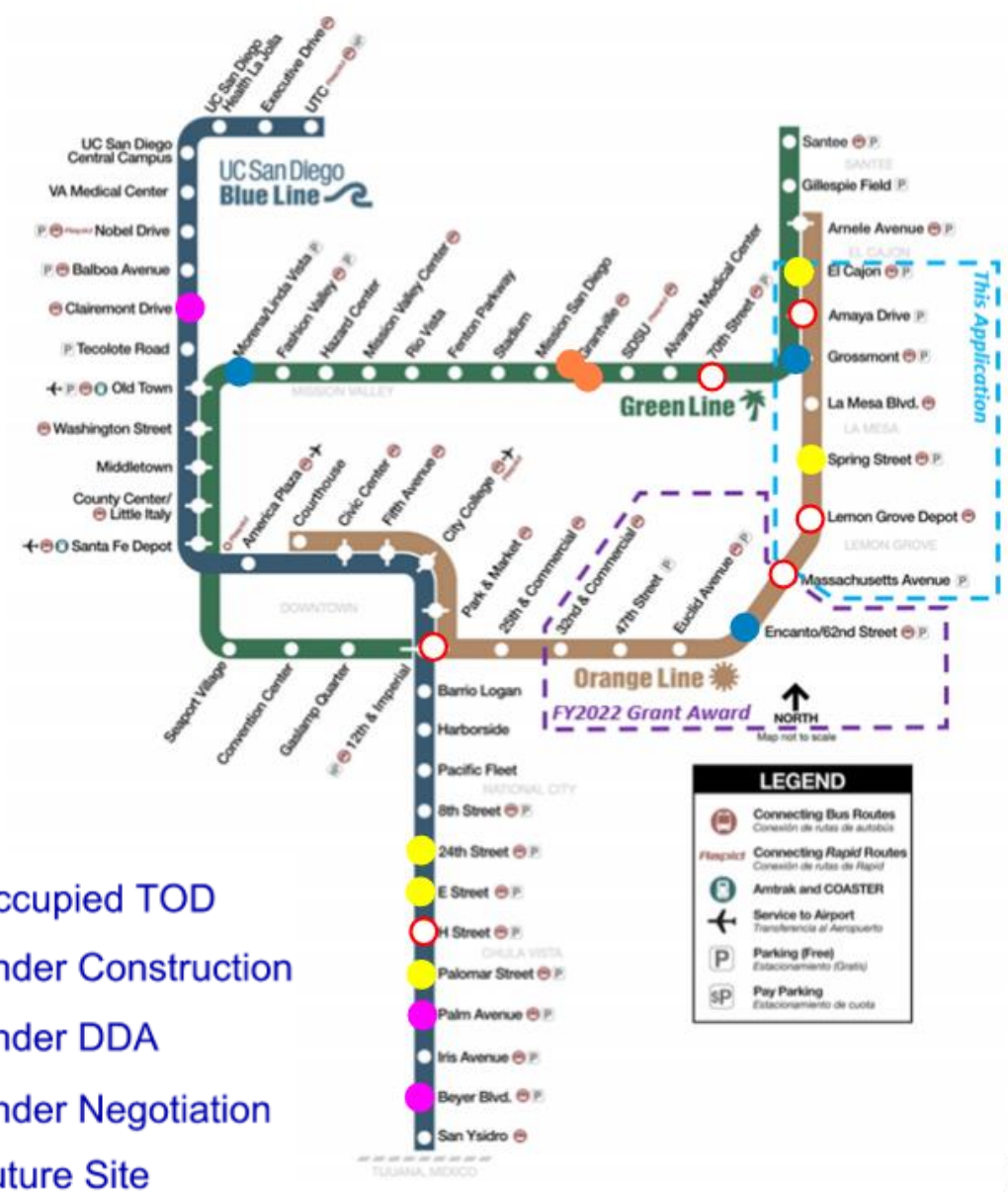
Clean Transit Advancement Campus (CTAC)

- New \$350M all-ZEB division located in the heart of future service
- Focus on jobs, tech, innovation, and training
- Project site ★ on Federal Bl. near 47th
- Current Status:
 - Actively Seeking Funding
 - Land Acquisition: 60% complete
 - CEQA Certification: Complete
 - NEPA Certification: Complete
 - Design-Build project led by MTS
 - With Funding could be complete by 2030



MTS TOD Program

- Revamped in 2019 – MTS board Policy 18
 - Provided better direction to Developers on MTS needs & process
 - Prioritized:
 - Increased density for residential projects on MTS TOD sites
 - 20% affordable/rent restricted for very low and low income households
 - Transit operational needs at each site must be met
 - Analyze replacement parking needs / reduce parking to accommodate TOD
 - Required:
 - Payment of prevailing wage for construction phase
 - Use of skilled labor or project labor agreement

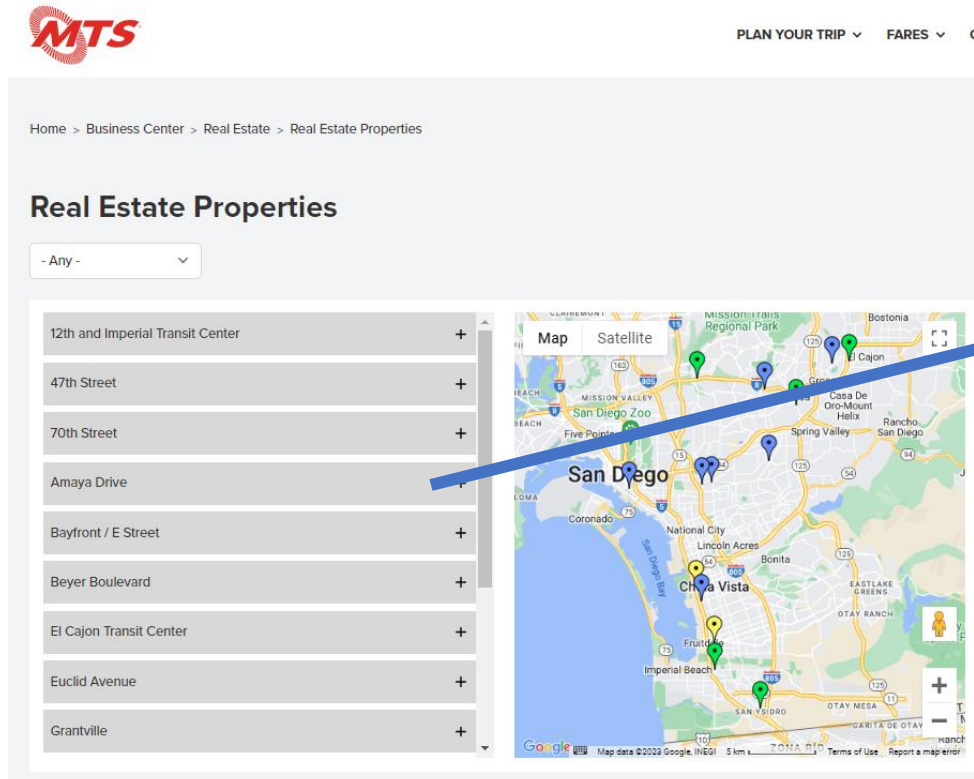


MTS TOD Program

Residential Home Totals

MTS TOD Projects - Residential Home/Unit Count (date opened)	Occupied	Under Construction	Under DDA	Under Negotiation	Future Sites	# of Rent Restricted Units*
Morena Linda Vista Station, San Diego (2007)	185					18
Grossmont Station, San Diego – Fairfield (2010)	527					80
Encanto / 62nd Street Station, San Diego - Amcal/Villa Encantada (2018)	67					67
Grantville, San Diego - Greystar (2023)	250					5
Grantville, San Diego - Affirmed (2024)	126					125
Palm Avenue Station, San Diego - National CORE and Malick Infill			406			406
Beyer Boulevard Station, San Diego - Affirmed			100			99
Rancho Bernardo Station, San Diego - Affirmed		100				99
E Street Station/Joint RFP with City of CV parcel - 750 E Street and 707 F Street, Chula Vista				667**		130**
El Cajon Transit Center				323		323
Spring Street Station, La Mesa			147			145
Palomar Station, Chula Vista				XXX		
24th Street Station, National City				XXX		
12th & Imperial Expansion Site, Downtown San Diego				160+		
70th Street Station, La Mesa					?	
Amaya Station, La Mesa					?	
Massachusetts Ave Station, Lemon Grove					?	
H Street, Chula Vista					?	
TOTALS	1,155	100	653	1,150		1,497
				GRAND TOTAL UNITS		3,058
*Most 100% affordable projects include one market rate manager's unit; exact count to be confirmed at construction stage						
** Average of estimated homes						

MTS Real Estate Website



AVAILABLE

Site Information

Jurisdiction: City of La Mesa

APN: 490-210-27, 37, 39

Acreage: 2.2 acres

Transit: Light Rail

Current Use: Station Parking

Land Use Designation: Residential Business / Grossmont Overlay / Urban Design Overlay (RB, G, D)

Critical Concern: Large City of San Diego Water Pipeline traverses entire site

- <https://www.sdmts.com/business-center-real-estate/real-estate-properties>
- Board Policy 18 and Policy Manual (Real Estate Main Webpage)

MTS 5 YR CIP - Orange Line & State of Good Repair

- **TIRCP Support for Orange Line \$136M**

- 23 New Signal Houses
- Expand 3 Crossovers
- Reverse Run Capabilities
- Grade Crossing Safety Upgrades

- **Facility & Infrastructure projects**

- Bus Stop Shelters - \$7M
- Elevator Upgrades - \$6M
- Sicas 7 replacement - \$8.5M
- Grade Crossings - \$17M
- Station and Special Trackwork - \$16M
- LRV Building Expansion - \$6M
- 12th & Imperial Transit Center - \$13M



MTS 5 YR CIP Summary

State of Good Repair Categories	FY 2025 Funded	FY 2025 Unfunded	FY 2026	FY 2027	FY 2028	FY 2029	5 Year Total
Bus Revenue Vehicles	\$ 58,312	\$ -	\$ 60,000	\$ 60,000	\$ 83,000	\$ 87,000	\$ 348,312
Rail Revenue Vehicles	21,000	-	15,566	10,566	10,566	10,566	68,264
Facility & Construction Projects - Bus	8,927	-	4,870	4,290	6,085	5,150	29,322
Facility & Construction Projects - Rail	2,406	1,500	5,660	5,150	4,100	2,000	20,816
Facility & Construction Projects - Pass.	9,955	-	10,650	5,615	3,540	1,505	31,265
Rail Infrastructure - Track	56,572	5,200	69,644	59,908	16,435	10,988	218,747
Rail Infrastructure - MOW	12,900	2,000	35,250	33,500	36,000	34,300	153,950
Other Equipment & Installation - Ops	10,215	250	3,005	3,400	3,770	825	21,465
Other Equipment & Installation - Admin	9,870	200	7,390	8,880	6,030	8,575	40,945
Subtotal	\$ 190,157	\$ 9,150	\$ 212,035	\$ 191,309	\$ 169,526	\$ 160,909	\$ 933,086
Other Initiatives							
Innovative Clean Transit	38,787	60,000	100,978	65,095	65,220	1,500	331,580
Other Initiatives	14,385	-	1,000	20,000	21,000	-	56,385
Subtotal	\$ 53,172	\$ 60,000	\$ 101,978	\$ 85,095	\$ 86,220	\$ 1,500	\$ 387,965
Grand Total	243,329	69,150	314,013	276,404	255,746	162,409	1,321,051

QUESTIONS?

Sean Myott, Manager of Real Estate Assets

sean.myott@sdmts.com

<https://www.sdmts.com/business-center/real-estate>