



CONSTRUCTION NETWORK

Connecting Owners to AEC and CM Industries

San Diego Cities

Capital Plan Updates & Contracting Opportunities

ENCINITAS

Matt Widelski P.E., *Principal Engineer*

EL CAJON

Mario Sanchez, *Deputy Director of Engineering Services & City Engineer*

CHULA VISTA

Rosina Constanza Flores, P.E., *Assistant Director of Engineering*

Thursday, January 16

8:00 am Check-in / Networking

8:30 – 9:30 am Presentations / Q&A

9:30 am Networking

10:00 am Adjourn

MARRIOTT - Del Mar

11966 El Camino Real
San Diego, CA 92130

www.construction-network.net



City of Chula Vista
Department of Engineering & Capital Projects by Asset Type
Active Projects in Preliminary Design and Design Phase

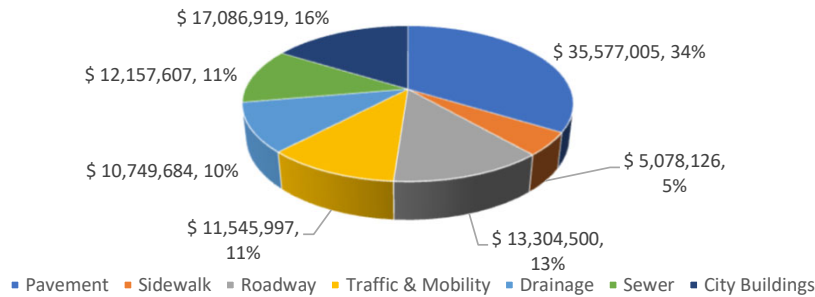
Project ID	ProjectName	Location	Phase	Budget
Pavement				
STL0466	Pavement Maintenance FY2023/24	Citywide	Design	\$1,600,000
STL0459	Pavement Maintenance Program FY2022/23	Citywide	Design	\$1,425,046
STM0410	RMRA Pavement Rehabilitation - FY2021/22	Citywide	Design	\$4,229,080
STM0411	Pavement Major Rehabilitation Program	Citywide	Design	\$4,964,540
STM0412	RMRA Pavement Rehabilitation FY2022/23	Citywide	Design	\$5,457,069
STM0413	RMRA Pavement Rehabilitation FY2023/24	Citywide	Design	\$5,542,191
STM0414	Pavement Major Rehabilitation FY2023/24	Citywide	Design	\$7,285,164
STL0460	RMRA Pavement Maintenance FY2022/23	Citywide	Preliminary	\$1,000,000
STL0465	RMRA Pavement Maintenance FY2023/24	Citywide	Preliminary	\$1,300,000
STL0471	Pavement Maintenance FY2024/25	Citywide	Preliminary	\$1,473,915
STL0472	RMRA Pavement Maintenance FY2024/25	Citywide	Preliminary	\$1,300,000
Sidewalk				
STL0454	ADA Pedestrian Curb Ramps Program FY2021/22	Citywide	Design	\$574,500
STL0461	ADA Pedestrian Curb Ramps Program FY2022/23	Citywide	Design	\$250,000
STL0470	Sidewalk Panel Replacement Citywide	Citywide	Design	\$4,253,626
Roadway				
STL0442	Street Improvements for Alpine Ave between Emerson St. & Naples St.	Alpine Ave Between Emerson St & Naples St	Design	\$1,717,500
STM0394	UUD Street Light Conversion - F St Phase 1	F Street from west of Bay Boulevard to Broadway	Design	\$200,000
STL0446	Bonita Rd Left-Turn Improvements on Bonita Rd at Bonita Glen Dr	Bonita Road at Bonita Glen Drive	Preliminary	\$500,000
STL0464	F Street Promenade Phase 1	F Street from west of Bay Boulevard to Broadway	Preliminary	\$9,887,000
STL0468	ADA Pedestrian Curb Ramps Program FY2023/24	Citywide	Preliminary	\$250,000
STL0469	Sidewalk Replacement Program FY2023/24	Citywide	Preliminary	\$300,000
STL0473	Sidewalk Replacement Program - FY2024/25	Citywide	Preliminary	\$300,000
STM0405	ADA Path Installations on Otay Lakes Road at Camino Del Cerro Grande & Ridgeview Way	Otay Lakes Road at Camino Del Cerro Grande & Ridgeview Way	Preliminary	\$150,000
Traffic & Mobility				
TRF0411	Pedestrian Improvements at Uncontrolled Mid-block Crosswalks at Castle Park Middle School	Castle Park Middle School on Quintard Street	Design	\$395,000
TRF0415	Telegraph Canyon Road Raised Median Improvements	Telegraph Canyon Road at Old Telegraph Canyon Road and Medical Center Drive	Design	\$845,997
TRF0416	Intersection Safety Improvements	E Orange Av at Melrose Av, Otay Lakes Rd at Eastlake PKWy, E H St at Hidden Vista Dr	Design	\$1,220,000
TRF0426	Adaptive Signal System Expansion along Otay Lakes Road	Otay Lakes Road from La Media Road to Eastlake Parkway	Design	\$450,000
TRF0429	Pedestrian and Guardrail Improvements at Various	E J St by Nolan Av; F St/Church	Design	\$580,000
TRF0436	Pedestrian Hybrid Beacon Upgrade - Fourth Ave. & Orsett	Fourth Av/Orsett St	Design	\$475,000
STL0451	Bayshore Bikeway Segment 6A	West of Bay Boulevard from E Street to Lagoon Drive/F Street.	Design	\$3,810,000
STM0407	F Street Undergrounding Phase 2 - Street Light	F Street from Broadway to Fourth	Preliminary	\$70,000
TRF0430	ADA Pedestrian Push Button Improvements	Citywide	Preliminary	\$300,000
TRF0431	Signal Improvements at 2 Locations and Jacqua Street Truck Access Control	Moss/Industrial, East H/Avial, Jacqua Street	Preliminary	\$900,000
TRF0432	Olympic Parkway Safety Enhancements	Olympic Parkway from Brandywine to Eastlake	Preliminary	\$700,000
TRF0435	East H St/Otay Lakes Rd Pedestrian Improvements	East H Street at Otay Lakes Road	Preliminary	\$300,000
TRF0439	Traffic Signal Modifications FY25 (Measure P)	Citywide	Preliminary	\$1,500,000

Project ID	ProjectName	Location	Phase	Budget
Drainage				
DRN0214	Full Capture Trash BMP Installation	Citywide	Design	\$150,000
DRN0217	Corrugated Metal Pipe Repair In The Right-Of-Way FY2020/21	Citywide	Design	\$2,923,497
DRN0219	CMP Rehab Outside of Right of Way Phase III - Measure P	Citywide	Design	\$4,676,187
DRN0221	Hilltop Park Slope Stabilization	Hilltop Park, between Hilltop Drive and First Avenue	Design	\$3,000,000
Sewer				
SWR0291	J Street Sewer Junction Structure Improvement	"J" Street and Bay Boulevard	Design	\$1,899,224
SWR0294	Sewer Access Rehabilitation Program FY2015/16	Eastern Side (NE & SE)	Design	\$935,383
SWR0311	Poggi Canyon Sewer Improvements on Olympic Parkway at Concord Way	Olympic Parkway at Concord Way	Design	\$2,193,000
SWR0312	Sewer Rehab & Upsize Telegraph Canyon Basin (Industrial Blvd)	Moss St. & Industrial Blvd. to J St. & Colorado Ave	Design	\$6,567,000
SWR0322	Sewer Pipeline Rehabilitation FY21/22	Citywide	Design	\$200,000
SWR0323	Sewer Pipeline Upsize: 5th Ave between K and J St.	5th Avenue between K and J St	Preliminary	\$363,000
City Buildings				
GGV0273	Temporary Fire Station 11	La Media Road south of Main Street in Otay Ranch Village 8	Design-Build	\$7,756,919
GGV0275	Temporary Fire Station 12	Bayfront, Northeast corner of Bay Boulevard and J Avenue	Design-Build	\$9,330,000
TOTAL				\$105,499,838

City of Chula Vista - Department of Engineering & Capital Projects
Active Projects in Preliminary Design & Design

PROJECT TYPE	# of CIPs	Budget by Asset Type
Pavement	11	\$ 35,577,005
Sidewalk	3	\$ 5,078,126
Roadway	8	\$ 13,304,500
Traffic & Mobility	13	\$ 11,545,997
Drainage	4	\$ 10,749,684
Sewer	6	\$ 12,157,607
City Buildings	2	\$ 17,086,919
Total		\$ 105,499,838

Budget by Asset Type



Visit the City of Chula Vista's website to learn more about infrastructure improvements happening in our City, access master plan documents for Drainage, Wastewater, Active Transportation and Traffic Signal Communications, interactive City maps and more.
<https://www.chulavistaca.gov/departments/public-works/projects>





Date: January 16, 2025

Construction Network **Capital Plan Updates & Contracting Opportunities**

The City of El Cajon Capital Improvement Program (CIP) is annually appropriated coinciding with the City's Budget process. This is normally conducted in the spring prior to the beginning of the fiscal year which begins on July 1st. The 5-year CIP plan identifies projects, priorities, and funding.

CIP Process

- Staff reviews current needs and available funding sources.
- Projects are selected by current General Plan/Specific Plan and other plan priorities that align with City Council goals.
- Community engagement goals.

CIP Project Funding Sources

- Majority of CIP's are funded through non-General Funds sources.
- Special Revenue funds (Gas Tax, SB1, local TransNet, Waste Water Enterprise, etc.).
- Grants (Caltrans Highway Safety Improvement Program, CDBG, ARPA, San Diego River Conservancy, etc.).

CIP Project Categories

- Transportation (Street Improvements, Paving & Slurry seals, ADA curb ramps, sidewalks, street lighting, traffic signals, etc.) (25 projects totaling \$50.7 million).
- City Facilities, Parks, Public Safety (13 projects totaling \$14.5 million).
- Wastewater (Open channels, box culverts, sewer and storm drain projects, etc.) (10 projects totaling \$13.9 million).

Total Funding - \$79.1 million



CAPITAL IMPROVEMENT PROGRAM - TRANSPORTATION

No.	Project Title	CIP#	2024-25	2025-26	2026-27	2027-28	2028-29	5-Yr Plan Totals
1	Jamacha Road Safety Improvements	203688PWCP	\$2,036,945	\$2,036,942	\$0	\$0	\$0	\$4,073,887
2	El Cajon Transit Center Community Improvements	203690PWCP	\$3,197,447	\$0	\$0	\$0	\$0	\$3,197,447
3	Main Street - Green Street Gateway Improvements	203691PWCP	\$3,197,447	\$0	\$0	\$0	\$0	\$3,197,447
4	Pavement Management System	213717PWCP	\$100,000	\$0	\$0	\$0	\$0	\$100,000
5	Asphalt Spot Repairs	233779PWCP	\$85,901	\$0	\$0	\$0	\$0	\$85,901
6	Traffic Safety Calming 2022	223745PWCP	\$60,357	\$0	\$0	\$0	\$0	\$60,357
7	Traffic Safety Calming 2023	233790PWCP	\$363,894	\$0	\$0	\$0	\$0	\$363,894
8	Neighborhood Street Lights 2022	223742PWCP	\$63,658	\$0	\$0	\$0	\$0	\$63,658
9	Neighborhood Street Lights 2023	233784PWCP	\$937,110	\$0	\$0	\$0	\$0	\$937,110
10	Traffic Signal Upgrades 2023	233791PWCP	\$190,695	\$0	\$0	\$0	\$0	\$190,695
11	Overlay 2023	233786PWCP	\$6,464,145	\$0	\$0	\$0	\$0	\$6,464,145
12	Slurry 2022	233788PWCP	\$730,496	\$0	\$0	\$0	\$0	\$730,496
13	Concrete Sidewalk Slicing	222022PWCP	\$37,113	\$0	\$0	\$0	\$0	\$37,113
14	Citywide Street Beautification and Safety Projects	233780PWMP	\$2,756,032	\$0	\$0	\$0	\$0	\$2,756,032
15	Oakdale Alameda Gateway Beautification	233785PWCP	\$7,721,821	\$0	\$0	\$0	\$0	\$7,721,821
16	Washington Ave Safety Improvements	233795PWCP	\$2,042,500	\$1,792,500	\$0	\$0	\$0	\$3,835,000
17	El Cajon On-Demand Micro-Transit	243829PWCP	\$750,000	\$750,000	\$0	\$0	\$0	\$1,500,000
18	Main Street - Green Street Phase 2 Roundabout	243830PWCP	\$2,266,616	\$2,266,667	\$2,266,667	\$0	\$0	\$6,799,950
19	Citywide Street Beautification Project	243833PWCP	\$2,581,207	\$0	\$0	\$0	\$0	\$2,581,207
20	Neighborhood Street Lights 2024	253844PWCP	\$422,500	\$422,500	\$0	\$0	\$0	\$845,000
21	ADA Concrete Improvements 2025	253845PWCP	\$500,000	\$500,000	\$0	\$0	\$0	\$1,000,000
22	Asphalt Spot Repairs 2025	253848PWCP	\$725,000	\$0	\$0	\$0	\$0	\$725,000
23	Asphalt Reconstruction at Various Locations	253849PWCP	\$1,026,000	\$0	\$0	\$0	\$0	\$1,026,000
24	Slurry 2025	253852PWCP	\$2,000,000	\$0	\$0	\$0	\$0	\$2,000,000
25	Traffic Signal Upgrades 2025	253853PWCP	\$500,000	\$0	\$0	\$0	\$0	\$500,000
Total Projects			\$40,756,884	\$7,768,609	\$2,266,667	\$0	\$0	\$50,792,160

Funding Sources

General Fund	\$694,744						\$694,744
Specific Street Obligations	\$58,189						\$58,189
CDBG	\$1,123,268	\$422,500					\$1,545,768
TransNet	\$16,247,504	\$2,173,559					\$18,421,063
HSIP	\$2,280,883	\$2,280,883					\$4,561,766
Regional Transportation Congestion Improvement Program	\$1,004,694						\$1,004,694
Wastewater Enterprise Fund	\$1,640,160						\$1,640,160
American Rescue Plan Act (ARPA)	\$7,191,894						\$7,191,894
Clean CA Grant	\$4,273,138						\$4,273,138
Traffic Congestion Relief Fund	\$520,492						\$520,492
Total Sources	\$40,631,884	\$7,893,609	\$2,266,667	\$0	\$0	\$0	\$50,792,160



CAPITAL IMPROVEMENT PROGRAM - FACILITIES, PARKS, PUBLIC SAFETY

No.	Project Title	CIP#	2024-25	2025-26	2026-27	2027-28	2028-29	5-Yr Plan Totals
1	Heartland Fire Training Facility Improvements	213725PWCP	\$109,419	\$109,419	\$109,419	\$109,419	\$109,418	\$547,094
2	Recreation Center Upgrades - Cool Zones & Evacuation Sites	223752PWCP	\$2,319,806	\$0	\$0	\$0	\$0	\$2,319,806
3	Expand Broadband Citywide	223754PWCP	\$1,358,064	\$0	\$0	\$0	\$0	\$1,358,064
4	Kennedy Park Improvements	233783PWCP	\$235,139	\$0	\$0	\$0	\$0	\$235,139
5	Stoney's Neighborhood Park Playground Resurfacing	233789PWCP	\$37,443	\$0	\$0	\$0	\$0	\$37,443
6	Wildfire and Forest Resilience Program	233794PWCP	\$699,131	\$0	\$0	\$0	\$0	\$699,131
7	Renette Park Adult Fitness	233787PWCP	\$157,140	\$0	\$0	\$0	\$0	\$157,140
8	Wells Park Indoor Soccer and Pickle Ball	233793PWCP	\$1,434,944	\$1,434,944	\$0	\$0	\$0	\$2,869,888
9	Wells Park Stormwater Treatment and Landscaping	203700PWCP	\$160,147	\$0	\$0	\$0	\$0	\$160,147
10	Fire Station 7 Remodel	210051PWCP	\$1,644,760	\$1,644,759	\$0	\$0	\$0	\$3,289,519
11	Fire Station 6 Renovation	233804PWCP	\$666,191	\$666,191	\$666,190	\$0	\$0	\$1,998,572
12	Operations Yard Warehouse Replacement	253850PWCP	\$250,000	\$250,000	\$0	\$0	\$0	\$500,000
13	PW Operations Material Bins	253851PWCP	\$350,000	\$0	\$0	\$0	\$0	\$350,000
Total Projects			\$9,422,184	\$4,105,313	\$775,609	\$109,419	\$109,418	\$14,521,943
Funding Sources								
General Fund			\$492,222	\$62,500				\$554,722
Gas Tax			\$150,000	\$62,500				\$212,500
Prop O			\$1,644,760	\$1,644,759				\$3,289,519
Heartland Fire Training Authority Funding			\$109,419	\$109,419	\$109,419	\$109,419	\$109,418	\$547,094
Heartland Comm. Facility Authority Reimb. Agreement			\$666,191	\$666,191	\$666,190			\$1,998,572
Wastewater Enterprise Fund			\$547,647	\$125,000				\$672,647
American Rescue Plan Act (ARPA)			\$5,112,814	\$1,434,944				\$6,547,758
San Diego River Conservancy SB 85 Grant (WEAP21)			\$699,131					\$699,131
Total Sources			\$9,422,184	\$4,105,313	\$775,609	\$109,419	\$109,418	\$14,521,943



CAPITAL IMPROVEMENT PROGRAM - WASTEWATER

No.	Project Title	CIP#	2024-25	2025-26	2026-27	2027-28	2028-29	5-Yr Plan Totals
1	Broadway Creek Restoration Phase A	173586PWCP	\$403,256	\$0	\$0	\$0	\$0	\$403,256
2	Box Culvert Condition Assessment and Repairs	183611PWCP	\$4,088,932	\$0	\$0	\$0	\$0	\$4,088,932
3	Water Quality Improvements	193655PWCP	\$621,014	\$621,014	\$621,014	\$621,014	\$0	\$2,484,056
4	Wells Park Improvements - SW Treatment & Landscaping	203700PWCP	\$160,147	\$0	\$0	\$0	\$0	\$160,147
5	Sewer and Storm Drain Pipe Replacement	211021PWCP	\$390,741	\$390,741	\$390,741	\$390,741	\$0	\$1,562,964
6	Madison Avenue Sewer Replacement	213722PWCP	\$349,871	\$350,000	\$0	\$0	\$0	\$699,871
7	TMDL Water Quality Improvements	213723PWCP	\$172,214	\$0	\$0	\$0	\$0	\$172,214
8	Broadway Creek Restoration - Phase B	223756PWCP	\$1,057,860	\$1,057,859	\$0	\$0	\$0	\$2,115,719
9	San Diego River Watershed Water Quality Improvements Project	243819PWCP	\$652,974	\$0	\$0	\$0	\$0	\$652,974
10	Grossmont Terrace Sewer Easement Improvements	253847PWCP	\$790,000	\$790,000	\$0	\$0	\$0	\$1,580,000
Total Projects			\$8,687,009	\$3,209,614	\$1,011,755	\$1,011,755	\$0	\$13,920,133
Funding Sources								
Wastewater Enterprise Fund			\$7,695,184	\$2,960,886	\$1,004,382	\$1,004,382	\$0	\$12,664,834
SDRC Grant			\$652,974					\$652,974
Developer Contributions			\$90,122					\$90,122
CVUSD (Flying Hills Elementary)			\$7,373	\$7,373	\$7,372	\$7,372		\$29,490
CDBG (County of San Diego)			\$241,357	\$241,356				\$482,713
Total Sources			\$8,687,010	\$3,209,615	\$1,011,754	\$1,011,754	\$0	\$13,920,133



El Cajon Blvd. Streetscape (Roundabout) Construction Completed



Completed December 2024

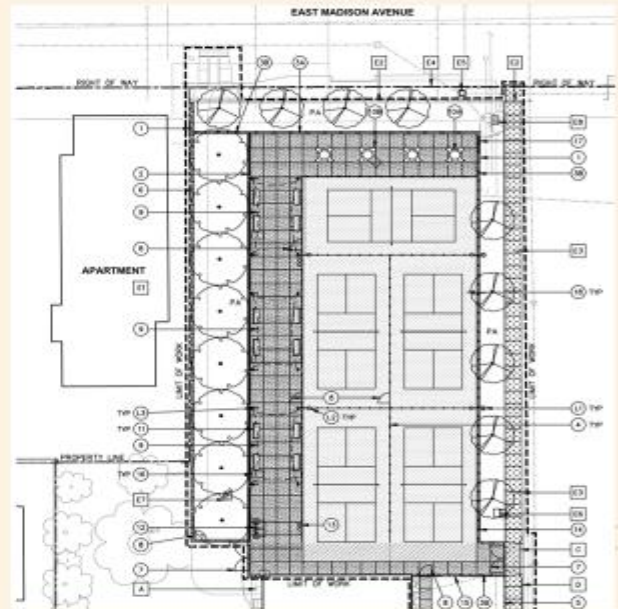
Funding – Sandag Smart Growth grant, San Diego River Conservancy grant, TransNet funds

Construction Cost - \$6.5 million



Wells Park Pickleball

- Under construction \$1.9 million
- 5 enclosed pickleball courts
- Benches, shade structures, and drinking fountain
- LED court lighting with security cameras
- Changeable marquee sign
- Sound wall to the west and north
- Landscaping and irrigation





ENGINEERING DEPT: Capital Projects for Construction Network January 2025

Matt Widelski, CIP Principal Engineer



CAPITAL PROJECTS (CIP) DIVISION

KEY CAPITAL PROJECTS

Leucadia Streetscape

N101 Drainage Improvements

Quiet Zone Design

Leucadia At-Grade Xings

Annual Pavement Project

Santa Fe Drive East/West

S101 Sidewalk to Solana Beach

San Elijo Bridge Rehabilitation



Responsibilities

Scope & Estimate for Council Approved Projects and Improvements to City Infrastructure

Design, Public Outreach, Environmental Analysis, Right of Way, Permitting, and Construction of Capital Projects

Coordinate City Projects with Private Development

Interagency Collaboration: SANDAG, Caltrans, NCTD, Army Corps, Neighboring Cities, CCC

Engineering Studies: Drainage Studies, Rail Corridor Studies

Grant Opportunities: State, Federal and Local Grants, Entitlements and Appropriations

Emergency Repair Projects: Sinkholes, Bridge Spalls, Pipe Failures



CAPITAL PROJECTS (CIP) DIVISION

KEY 2024 STATISTICS

28 Active Capital Projects

Awarded 8 Design Contracts

Awarded 7 Construction Contracts

Filed 6 NOCs

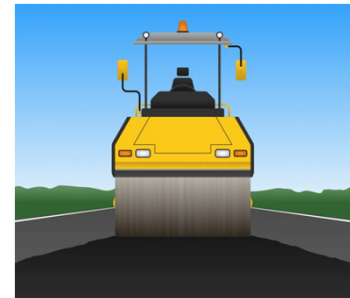
STAFF BREAKDOWN

Principal Engineer = 1

Senior Engineers = 2

Engineer I/II = 2

Streetscape PM = 1





National City Capital Improvement Program Summary

The City of National City's Capital Improvement Program (CIP) represents a "sliding" five-year budgeting process for establishing the City's capital priorities and financing plan. The first year of the five-year program represents the "approved" capital budget, which is incorporated into the City's annual budget. Projects programmed for subsequent years are for planning purposes only and do not receive expenditure authority until they are allocated funding through future capital budgets approved by City Council. Prior to City Council approval, the CIP goes to the Planning Commission for a General Plan Conformity Review as required by California Government Code Section 65401 and National City Municipal Code 16.06.020(B).

The goal of the CIP is to identify, prioritize and coordinate the financing and timing of major public improvements. The CIP addresses the repair, replacement and expansion of the City's physical assets, which include, for example, streets, sidewalks, sewers, drainage facilities, buildings and parks. Attached is a summary of active capital projects. Additional information is available at <http://nationalcityprojects.com>.

Notably, the City's Engineering & Public Works Department will be releasing a Request for Qualifications for professional consultant CIP support services in February 2025. All disciplines will be welcome to submit.

Please visit the following website to learn more about contracting opportunities:
<https://www.nationalcityca.gov/business/contract-consulting-bid-opportunities>

Stephen Manganiello, T.E.
Director of Engineering & Public Works

City of National City
Engineering & Public Works Department
1243 National City Blvd.
National City, CA 91950
smanganiello@nationalcityca.gov
619-336-4383

CIP Projects Currently in Design

	Projects	Project Scope	CON Start Date	CON End Date	Project Finance Position - Actual	Project Finance Position - Budget	Funding Sources & Amounts		Project status
1	P-2 Sewer Upsizing (24-03)	The P2 Sewer Upsizing Project will replace existing 6" sewer main with new 10" sewer main along 4th Street east of I-805 to Harbison Ave.	Jun-25	Nov-25	\$511,480	\$5,000,000	Sewer Fund	\$5,000,000	Design
2	Paradise Creek Wetland Expansion and Park Site (OPC) (21-28)	This project consists of demolition of a portion of the existing industrial land use, wetland expansion, creation of a park/educational area, installation of five trash control devices, interpretive signage, public restrooms, and sidewalk improvements.	Aug-25	Mar-26	\$650,510	\$1,457,000	Grant - Ocean Protection Council	\$957,000	Design
						Grant - CHW	\$500,000		
3	W. 19th Street Pedestrian and Bicycle Safety Enhancements (21-25)	This project will close W. 19th Street between McKinley Ave and Wilson Ave to traffic to create a dedicated pathway for pedestrians and bicyclists, including safety lighting and cameras. The adjacent segment of W. 18th Street will be converted from a one-way street to two-way traffic. Both intersections at McKinley Ave will include All-Way Stop control for safety.	Jun-25	Apr-26	\$440,000	\$1,759,680	Grant - Recreational Trail and Greenway	\$1,659,680	Design
						General Fund	\$100,000		
4	Pedestrian Safety Enhancements (HSIP) (22-16)	This project will install pedestrian countdown signal heads, advance stop bar before crosswalk (Bicycle Box), and modify signal phasing to implement Leading Pedestrian Intervals (LPI).	Jun-25	Oct-25	\$114,244	\$427,000	Grant - HSIP	\$427,000	Design
5	Highland Avenue Inter-City Bicycle Connections (22-13)	This project will construct Class IV and II bicycle facilities, traffic calming, pavement markings, signing, signal modifications, and ADA curb ramps.	Sep-25	Feb-26	\$288,996	\$1,897,000	Grant - ATP	\$1,895,000	Design
						General Fund	\$2,000		
6	Bayshore Bikeway - Segment 5 (19-24)	This project will install 1.5 miles of protected bicycle facilities along McKinley Avenue and Marina Way.	Sep-25	Jun-27	\$1,866,576	\$9,359,576	Port District	\$900,000	Design
						Grant - ATP Cycle 4	\$5,421,000		
						Grant - ATP Cycle 6	\$2,072,000		
						Grant - AHSC	\$299,756		
						Grant - CPFCDs	\$299,180		
						Transnet	\$167,640		
						General Fund	\$200,000		

CIP Projects Currently in Design

	Projects	Project Scope	CON Start Date	CON End Date	Project Finance Position - Actual	Project Finance Position - Budget	Funding Sources & Amounts		Project status
7	H9-Citywide Protected Left Turn Enhancements, HSIPL-506(041) (19-22)	This project will upgrade existing permissive left-turn phasing and signal heads with protected left-turn phasing and signal heads on existing and/or new traffic signal poles and mast arms.	Aug-25	Feb-26	\$235,672	\$2,211,590	Grant - HSIP	\$1,390,590	Design
						General Fund	\$21,000		
						Transnet	\$800,000		
8	8th Street and Roosevelt Avenue Active Transportation Corridor (19-24)	This project will enhance pedestrian and bicycle connections between Naval Base San Diego, the 8th Street Trolley Station and Downtown National City.	Apr-26	Apr-27	\$757,822	\$5,942,822	Grant - ATP	\$5,185,000	Design
						SB1-RMRA Gas Tax	\$265,850		
						Transnet	\$269,841		
						General Fund	\$222,131		
9	24th Street Transit Center Connections project (22-13)	This project will construct Class IV bikeways on 30th Street from Hoover Avenue to Highland Avenue; Class IV bikeways on 24th Street from D Avenue to Highland Avenue; and Class I, III and IV bikeways on 22nd Street from Wilson Avenue to D Avenue.	Jul-25	Dec-26	\$373,341	\$10,120,781	Grant - CPFCDs	\$3,332,781	Design
						Grant - ATP Cycle 6	\$3,496,000		
						Grant - ATP Cycle 6	\$3,288,000		
						General Fund	\$4,000		
10	Retroreflective Traffic Signal Back-Plates (23-04)	This project consists of safety enhancements including adding retroreflective borders to traffic signal back-plates, installing an advanced stop bar before the crosswalk (Bicycle Box), and modifying signal phasing to implement Leading Pedestrian Intervals (LPI).	Apr-26	Oct-26	\$323,600	\$1,084,280	Grant - HSIP	\$852,930	Design
						Transnet	\$231,350		
11	Pedestrian Crossing Enhancements (22-28)	Install high visibility pedestrian striping, curb extensions, pedestrian refuge island, ADA curb ramps, flashing beacon crosswalk system, and pedestrian lighting on E. 16th Street at E Avenue adjacent to National City Middle School.	Oct-25	Jan-26	\$54,240	\$243,000	Grant - HSIP	\$243,000	Design
12	8th Street Bicycle and Pedestrian Rail Crossing Enhancements (22-33)	Improve bicycle and pedestrian connections on 8th Street from the Transit Station to Harbor Drive, including the BNSF Rail Crossing.	Jun-26	Mar-27	\$200,000	\$2,248,000	Grant - ATP	\$2,248,000	Design

CIP Projects Currently in Design

	Projects	Project Scope	CON Start Date	CON End Date	Project Finance Position - Actual	Project Finance Position - Budget	Funding Sources & Amounts		Project status
13	16th St and Q Avenue Sink Hole Repairs	Repair 18" corrugated metal pipe (CMP) at three failure points to permanently repair sink hole due to storm event.	Feb-25	May-25	\$4,300	\$200,000	Storm Repair	\$200,000	Design
14	E. 20th Street Drainage Improvements	Evaluate drainage system and construct improvements to mitigate flooding on E. 20th Street between Granger Ave and Rachael Ave during storm events.	TBD	TBD	\$14,000	TBD	General Fund	\$50,000	Design
15	Fire Station 34 - HVAC system upgrades	Complete HVAC system upgrades at Fire Station 34	Jun-25	Nov-25	\$0	\$300,000	General Fund	\$300,000	Design
16	National City and Naval Base San Diego Resiliency Study	Planning effort to identify projects that improve pedestrian and bicycle access to Naval Base San Diego.	Oct-22	Mar-25	\$499,947	\$556,000	Grant - OLDCC	\$500,000	Planning
17	24th Street Transit Center Pedestrian Bridge Study	Feasibility Study for a pedestrian bridge over I-5 with connections to 24th Street Transit Center.	Mar-24	Apr-25	\$279,456	\$294,700	Grant - CPFCDs	\$294,700	Planning
18	National City Sustainable Mobility Plan	Sustainable Mobility Plan (SMP) will identify, coordinate, and prioritize Complete Streets and Active Transportation projects for improving the City's multimodal system through robust community engagement, neighborhood walk audits, and collision analysis.	May-24	Sep-26	\$0	\$477,713	Grant - STPG	\$422,918	Planning
19	Local Road Safety Plan Update (LRSP)	Update the National City Local Road Safety Plan (LRSP) to identify priority projects by conducting new collision analysis, equity analysis, and stakeholder engagement.	TBD	TBD	\$0	\$144,000	Grant - SS4A	\$144,000	Planning

CIP Projects in the Bidding Process

	Projects	Project Scope	CON Start Date	CON End Date	Project Finance Position - Actual	Project Finance Position - Budget	Funding Sources & Amounts		Project status
1	3131 Valley Road Sink Hole Repairs (24-21)	The general scope of work is to replace approximately 32 feet of dual 71"X 47" Corrugated Metal Pipe (CMP) with dual 76"X 48" Elliptical RCP to permanently repair sink hole due to storm event.	Feb-23	May-24	\$38,080	\$300,000	Storm Repair	\$300,000	Bid
2	Fire Service Backflow Preventer Replacement (24-16)	The general scope of work is to remove and replace the existing fire service backflow preventers at the National City Police Department (1200 National City Blvd), Martin Luther King Jr Community Center (140 E. 12th Street), and City Hall (1243 National City Blvd).	Mar-25	Dec-25	\$252,500	\$252,500	General Fund	\$252,500	Bid

CIP Projects Under Construction

No.	Projects	Project Scope	CON Start Date	CON End Date	Project Finance Position - Actual	Project Finance Position - Budget	Funding Sources & Amounts		Project status
1	Paradise Creek Water Quality and Community Enhancement Project - Phase II (19-11)	The Paradise Creek Water Quality and Community Enhancement project Phase II, CIP 19-11 is the second implementation phase that will increase capacity and provide environmental benefits within the Paradise Creek drainage channel. Phase II of the project consists of repairing sections of Paradise Creek at Plaza Blvd, including removal of existing concrete lining on south creek bank, earthwork and regrading, and installing articulated concrete blocks and cutoff wall on south creek bank. Drainage improvements include adding bar screen grates at the outlet and inlet of existing reinforced concrete box storm drains, and rip rap. Other site improvements include retaining wall, concrete driveways, decomposed granite (DG) access road for maintenance, and ADA curb ramps.	Nov-23	Feb-25	\$3,567,087	\$3,681,056	Grant - IRWM	\$3,681,056	CON
2	Paradise Creek Emergency Storm Repairs (24-14)	Emergency drainage system repairs for Paradise Creek near Paradise Valley Road and Plaza Blvd. due to storm event.	Sep-24	Dec-24	\$287,908	\$287,908	Storm Repair	\$287,908	CON
3	Police Department Generator and Electrical Upgrades (Back-up Power Supply) (20-04)	This project includes installation of a new standby generator system, transfer switches, electrical distribution equipment, mechanical components, a tank enclosure, an approximately 2,000-gallon double-wall tank, along with all necessary piping and controls to significantly increase the Police Department's ability to remain fully functional to provide emergency response in the event of an extended power outage.	Jan-25	Jul-25	\$1,933,687	\$1,933,687	ARPA	\$1,420,880	CON
							General Fund	\$512,807	

CIP Projects Under Construction

No.	Projects	Project Scope	CON Start Date	CON End Date	Project Finance Position - Actual	Project Finance Position - Budget	Funding Sources & Amounts		Project status
4	National City Eastside I-805 Community Greenbelt Project	This project delivers improvements along the east side of I-805 from Plaza Blvd to Division Street including improved paved paths for bikes and pedestrians, new fencing along the freeway, lighting, public art, educational signage, and landscape improvements.	Mar-24	Dec-24	\$4,383,133	\$5,018,761	Grant - Clean California	\$4,998,761	CON
						General Fund	\$20,000		
5	El Toyon Park Improvements (22-26)	Project includes removal and replacement of the multi-purpose athletic field, sports lighting system, both basketball courts, and playground equipment; new electronic scoreboard; lighting retrofits for the basketball courts, tennis courts, and park restrooms; resurfacing and restriping of the tennis courts; new pickleball courts with fencing and lighting retrofits; new park lighting, walking paths, ADA improvements, and bicycle connections; repaving and restriping of the parking lot on the west side of the park; landscaping and drainage improvements; public safety cameras; park signage; trash receptacles and recycling containers; picnic tables, benches and shade structures.	Jan-25	Mar-26	\$6,850,429	\$6,988,840	Grant - Prop 68	\$5,632,600	CON
						General Fund	\$533,478		
						ARPA	\$822,762		
6	FY24 and FY25 Pavement Rehabilitation (23-15)	Perform pavement rehabilitation through mill and overlay methods, as well as a Type II slurry seal at various locations Citywide.	Jan-25	Nov-25	\$6,735,502	\$6,735,502	Transnet	\$3,665,502	CON
						SB1-RMRA Gas Tax	\$3,070,000		

CIP Projects Under Construction

No.	Projects	Project Scope	CON Start Date	CON End Date	Project Finance Position - Actual	Project Finance Position - Budget	Funding Sources & Amounts		Project status
7	FY 24 and FY 25 ADA Improvements (24-04)	Construct various concrete improvements for Americans with Disabilities Act (ADA) compliance, including but not limited to removal/disposal and replacement of sidewalk, curb and gutter, driveways, cross gutters, and curb ramps. Limits of work include L Ave. from 16th to 30th, E. 4th St. from Highland Ave. to the I-805 bridge, G Ave. from E. 28th Ave. north approximately 150', J Ave. from E. 24th Ave. to E. 25th Ave., I Ave. from E. 18th St. to E. 24th St., and Olive Ave. from E. 8th to E. Plaza Blvd. The project also includes concrete and drainage improvements at the cul-de-sac on the 1900 Block of E. 17th St.	Jan-25	Aug-25	\$1,297,927	\$1,297,927	General Fund	\$797,927	CON
							Transnet	\$500,000	
8	National City Bicycle Wayfinding (19-25)	This project will install more than 100 signs at decision points along bicycle corridors throughout the City.	Apr-24	May-25	\$580,730	\$942,040	Grant - ATP	\$942,040	CON
9	8th St Mobility Hub for FRANC NEV Shuttles (22-25)	The project will construct a facility at the 8th Street Transit Center parking lot to securely store and charge the FRANC shuttles, consisting of a fenced in area and electric vehicle chargers powered by solar panels.	Jan-25	Jun-25	\$103,782	\$600,000	Grant - Clean Mobility Options (CMO) Voucher Pilot Program	\$600,000	CON
10	140 W. 18th Street - Building Demo	Building Demo of the welding shop	Dec-24	Jan-25	\$98,393	\$98,393	Grant - Ocean Protection Council	\$98,393	CON
11	Central Community Mobility Enhancements (19-23)	The project will provide approximately 1.7 miles of bicycle facilities providing north-south connections through the Central, Olivewood and Las Palmas neighborhoods in National City, including reconstruction of N Avenue north of Plaza Boulevard for pedestrian and emergency vehicle access.	Dec-24	Aug-25	\$2,583,733	\$2,583,733	Grant - ATP	\$1,243,000	CON
							SB1-RMRA Gas Tax	\$820,050	
							Transnet	\$296,538	
							General Fund	\$224,145	

CIP Projects Under Construction

No.	Projects	Project Scope	CON Start Date	CON End Date	Project Finance Position - Actual	Project Finance Position - Budget	Funding Sources & Amounts		Project status
12	Kimball Park Ballfield Lighting (24-10)	The general scope of work is to remove the existing ballfiled lighting system, including lights, ballasts, pole structures, electrical system and controls at Kimball Park and replace with new Musco Lighting System.	Jan-25	Jun-25	\$600,850	\$600,850	General Fund	\$34,320	CON
							ARPA	\$566,530	
13	Las Palmas Park Improvements (24-13)	The project will replace the two existing park restrooms with new restrooms; construct a new patio area, ADA improvements and utility connections to support modular pool support buildings on the east side of Las Palmas Pool; install shade canopies around the kids pool; install new bleachers on the west side of the pool; and provide new fencing, landscaping and drainage improvements.	Jan-25	Oct-25	\$3,931,882	\$3,931,882	ARPA	\$2,453,532	CON
							State Grant	\$1,000,000	
							General Fund	\$478,350	
14	Las Palmas Pool Modular Building (24-18)	The project will install four (4) modular buildings on the east side of Las Palmas Pool to provide new facilities to support pool operations. The buildings will include public restrooms, showers, changing areas, an administrative office and meeting room, lifeguard area, mechanical room, new snack shack, and storage areas.	Jan-25	Oct-25	\$854,710	\$854,710	ARPA	\$747,760	CON
							General Fund	\$106,950	
15	ARTS Center Roof Replacement (24-07)	The general scope of work is to install new Thermoplastic Polyolefin (TPO) membrane roofing system on the existing roof and remove and replace asphalt shingles.	Nov-24	Dec-24	\$93,000	\$93,000	General Fund	\$93,000	CON
16	PD Waterproofing	The general scope of work is to remove and replace approximately 1,940 linear feet of joint sealant along the westside of the Police Department building.	Dec-24	Jan-25	\$49,502	\$49,502	General Fund	\$49,502	CON
17	Police Department Roll-up and Sally Port Doors	The general scope of work is upgrade the entrance and exit roll-up doors and sallyport doors to high performance rolling steel doors for the National City Police Department.	Jan-25	Apr-25	\$159,244	\$159,244	General Fund	\$159,244	CON

CIP Projects Under Construction

No.	Projects	Project Scope	CON Start Date	CON End Date	Project Finance Position - Actual	Project Finance Position - Budget	Funding Sources & Amounts		Project status
18	16th Street and M Avenue Sink Hole Repairs (24-12)	The general scope of work is to replace approximately 160 feet of 36" Corrugated Metal Pipe (CMP) with 36" RCP to permanently repair sink hole due to storm event.	Nov-24	Feb-25	\$431,775	\$431,775	Storm Repair	\$431,775	CON

Completed CIP Projects

	Projects	Project Scope	CON Start Date	CON End Date	Project Finance Position - Actual	Project Finance Position - Budget	Funding Sources & Amounts		Project status
1	3131 Hoover Avenue Sink Hole Repairs (24-11)	Replaced approximately 860 feet of 24"Corrigated Metal Pipe (CMP) with 24"HDPE and 24" RCP and asphalt paving to permanently repair two sink holes due to storm event.	Sep-24	Nov-24	\$619,508	\$619,508	Storm Repair	\$619,508	Complete
2	Library Door Upgrade (24-06)	Replaced door to the main entrance of the National City Public Library.	Sep-24	Nov-24	\$60,000	\$60,000	General Fund	\$60,000	Complete
3	Las Palmas Golf Course Sink Hole Repairs	Replaced 24"Corrigated Metal Pipe (CMP) with 24"HDPE and 24" RCP to permanently repair sink hole due to storm event.	Mar-24	Aug-24	\$184,981	\$184,981	Storm Repair	\$184,981	Complete
4	P1 Sewer Upsize Project - Phase II (20-01)	The P1 Sewer Upsize Project - Phase II replaced approximately 600 linear feet of existing 8-inch sewer main with new 12-inch sewer main near E. 30th Street, east of National City Blvd.	Feb-23	May-24	\$2,238,306	\$2,238,306	Sewer Fund	\$2,238,306	Complete
5	Sweetwater Road Protected Bikeway (19-20)	The Sweetwater Road Bikeway project provided nearly 1.2 miles of protected bike facilities along Sweetwater Road and Plaza Bonita Road.	Dec-22	May-24	\$4,282,320	\$4,282,320	Grant - ATP	\$2,154,141	Complete
						General Fund	\$800,360		
						SB1-RMRA Gas Tax	\$618,604		
						Transnet	\$709,215		
6	MLK Jr. Community Center Kitchen Upgrades (22-06)	The scope of work for this project included the removal and replacement of existing flooring, and removal and replacement of commercial kitchen equipment.	Feb-23	Apr-24	\$815,921	\$815,921	Grant - CDBG	\$493,471	Complete
						General Fund	\$322,450		
7	Police Fire Arms Training Facility Upgrades (22-05)	The project provided improvements to address insufficient air filtration of metal contaminated dust and enhance laminar air flow during multiple user training exercises for the Police Fire Arms Training Facility located at the National City Police Department building (1200 National City Blvd)	Feb-24	Jun-24	\$833,539	\$833,539	General Fund	\$833,539	Complete
8	Casa De Salud Roof Replacement (23-14)	Replaced the roof at Casa de Salud Youth Center.	May-24	Jul-24	\$68,226	\$68,226	General Fund	\$68,226	Complete

Completed CIP Projects

	Projects	Project Scope	CON Start Date	CON End Date	Project Finance Position - Actual	Project Finance Position - Budget	Funding Sources & Amounts		Project status
9	Kimball Park Dog Park and Tot Lot + Las Palmas Park Dog Park (23-06)	At Kimball Park construction included a dog park with dog agility equipment, chain link fence and gate, trash receptacles, pet waste station, wood bench, concrete pathway, removal and replacement of drinking fountain, removal and replacement of children play equipment and drainage system for Tot Lot, batting cage, installation of baseball field infield mix, and baseball field storage container. At Las Palmas Park improvements included a dog park with dog agility equipment, chain link fence and gate, trash receptacles, pet waste station, wood bench, full square and circle metal benches, solar lighting, removal and replacement of drinking fountain, handrail, and removal and replacement of small section of sidewalk.	Jul-23	May-24	\$1,292,609	\$1,292,609	Grant - Prop 68	\$216,033	Complete
						Grant - Park DIF	\$576,576		
						ARPA	\$500,000		
10	Las Palmas Pool Widening (22-01)	This project included re-plastering, re-decking and expanding the width of the pool by 10 feet.	Jul-22	Jun-24	\$4,239,766	\$4,239,766	State Grant	\$1,000,000	Complete
						ARPA	\$2,987,112		
						General Fund	\$252,654		
11	City Hall Server Room AC Units Replacement (20-02)	Replaced the AC units in the City Hall Server Room.	Jul-23	Jan-24	\$101,573	\$101,573	General Fund	\$101,573	Complete
12	MLK Office Improvements (23-10)	Created new office space and storage room at HR Department and converted the existing storage space into an office space for the Housing Authority.	Sep-23	Oct-23	\$66,474	\$66,474	General Fund	\$66,474	Complete
13	City Hall Electrical Room Upgrades (20-03)	Electrical room upgrades for City Hall Basement.	Jan-22	Jun-23	\$452,277	\$452,277	General Fund	\$452,277	Complete

Completed CIP Projects

	Projects	Project Scope	CON Start Date	CON End Date	Project Finance Position - Actual	Project Finance Position - Budget	Funding Sources & Amounts		Project status
14	Police Department Parking Structure Waterproofing (22-42)	Waterproofed the Police Department parking structure deck.	Apr-23	Jun-23	\$224,555	\$224,555	General Fund	\$224,555	Complete
15	FY23 Street Resurfacing (22-19)	The project resurfaced the following streets: National City Boulevard from 16th Street to 33rd Street; E. Plaza Boulevard from D Avenue to N Avenue; E. 16th Street between D Avenue and Highland Avenue; Mann Avenue from Beta Street to Alpha Street; Roosevelt Avenue from 8th Street to 15th Street; and Fire Station 33 driveway.	Nov-22	Oct-23	\$2,682,355	\$2,682,355	SB1-RMRA Gas Tax	\$1,285,451	Complete
							Transnet	\$1,038,705	
							General Fund	\$358,199	