



CONSTRUCTION NETWORK

Connecting Owners to AEC and CM Industries

2028 Olympic & Paralympic Games

The Games are coming to Los Angeles!

*** Planning for Infrastructure Improvements ***

2/19/25

METROLINK

Maria Leible
Director of Design

Orange County Transportation Authority

Kia Mortazavi
Executive Director, Planning

Los Angeles Department of Transportation

Laura Rubio-Cornejo
General Manager

City of Long Beach

Eric Lopez
Director, Public Works

Move LA

Eli Lipmen
Executive Director

GOLD SPONSORS



SILVER SPONSORS



SCORE Projects

San Bernadino Line Bundle:
Rancho Cucamonga Siding
Extension

- 4600 ft new track,
upgrade two crossings

El Monte Siding Extension

- 2000 ft new track

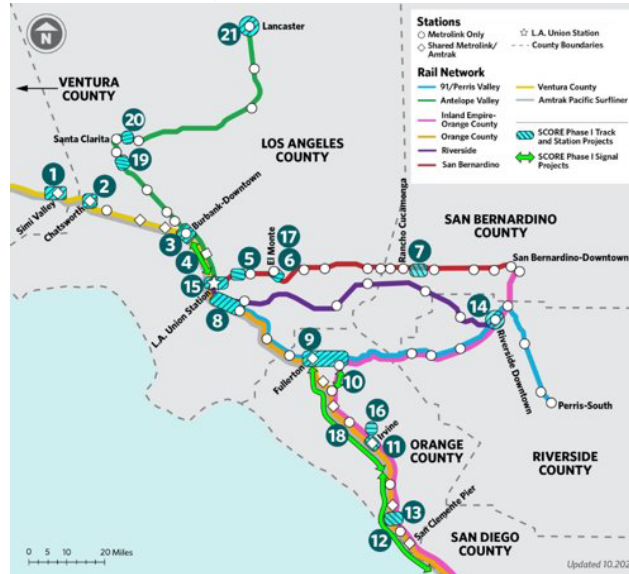
Marengo Siding Extension

- 3800 ft new track

Estimate: \$40M

Estimated Advertise Date:

- December 2025



SCORE PHASE 1 PROJECTS

- 1 Simi Valley Double Track
- 2 Chatsworth Station Improvements
- 3 Burbank Junction Speed Improvements
- 4 Signal Improvements (Burbank-L.A.)
- 5 Marengo Siding Extension
- 6 El Monte Siding Extension
- 7 Rancho Cucamonga Siding Extension
- 8 Hobart to Commerce Capacity Improvements
- 9 Fullerton Interlocker (incl. Atwood-Esperanza 3rd Track)
- 10 Signal Improvements (Atwood-Orange)
- 11 Irvine Station Improvements
- 12 Signal Improvements (Avery-Songs)
- 13 Serra Siding Extension
- 14 Riverside - Downtown Station Improvements
- 15 Link Union Station
- 16 Orange County Maintenance Facility
- 17 Tyler Ave and Cogswell Rd Grade Crossing Improvements
- 18 Signal Improvements (La Palma-Avery)
- 19 Balboa Double Track Extension
- 20 Canyon Siding Extension
- 21 Lancaster Terminal Improvements

*Note: Link US Phase A includes Metrolink's LAUS RYRM Project

SCORE Projects

Ventura Line

Simi Valley Double Track

- 10,700 ft new track, new platform, new pedestrian tunnel and upgrade of five crossings.

Estimate: \$55M

Estimated Advertise Date:

- September 2026

Chatsworth Station

- New pedestrian tunnel

Estimate: \$6M

Estimated Advertise Date:

- July 2026

METROLINK



Upcoming Contract Opportunities



Visit cammnet.octa.net for all upcoming opportunities – updated on 2/10/25

	Project	Service	Approx. Value	Anticipated RFP Release/ Const. Advertise. Date	Contact
1	RFP for Solar Photovoltaic Panels Installation at Bus Bases	Design and Enviro.	\$2 million	February 2025	George Olivo
2	OC Strategic Rail Plan	Planning	\$475,000	February 2025	Rebekah Soto
3	Mobility Hubs Conceptual Operations	Planning	\$300,000	February 2025	Ivy Hang
4	Installation of BEB Chargers at SA Bus Base	Construction	\$4,000,000	March 2025	George Olivo
5	Coastal Rail Stabilization Priority Project Area 3 - Catchment Wall	Design Construction	TBD	March 2025	Jason Lee
6	RFP for Hydrogen Fueling Station at Garden Grove Bus Base	CM	\$1.5 million	March 2025	George Olivo
7	Slope Stabilization Phase 2	Construction	\$4.5 million	March 2025	Jason Lee
8	I-5 from I-405 to Yale Ave (Segment 1)	CM	\$18 million	April 2025	Josue Vaglienty
9	2677 N Main Building Improvements	CM	TBD	April 2025	Steven King

Notes:

1. Project to be advertised by Caltrans. 2. Pending Board direction or budget approval. 3. Pending external agency approval 4. May be delayed and pending ROW process.

Upcoming Contract Opportunities



Visit cammnet.octa.net for all upcoming opportunities

	Project	Service	Approx. Value	Anticipated RFP Release/ Const. Advertise Date	Contact
10	SR-91 from Acacia St to La Palma Ave (Segment 3) ¹	Construction	\$129 million	April 2025	Caltrans
11	SR-91 from La Palma Ave to SR-55 (Segment 2)	CM	\$15 million	May 2025	Jeannie Lee
12	ZEV Transition Plan	Planning	\$400,000	May 2025	Jorge Duran
13	OC Connect	PS&E	TBD	May 2025	Steven King
14	NB SR-57 from Orangewood to Katella ¹	Construction	\$90 million	May 2025	Caltrans
15	Coastal Rail Stabilization Priority Project Area 3 - Catchment Wall	CM	TBD	June 2025	Jason Lee
16	I-5 from Yale Ave to SR-55 (Segment 2) ¹	Construction	\$190 million	July 2025	Caltrans
17	SR-91 from La Palma Ave to SR-55 (Segment 2) ¹	Construction	\$141 million	August 2025	Caltrans
18	I-5 from I-405 to Yale Ave (Segment 1) ¹	Construction	\$180 million	August 2025	Caltrans
19	SR-55 from I-5 to SR-91	CM	\$8 million	August 2025	Jeannie Lee

Notes:

1. Project to be advertised by Caltrans. 2. Pending Board direction or budget approval. 3. Pending external agency approval 4. May be delayed and pending ROW process.

Upcoming Contract Opportunities

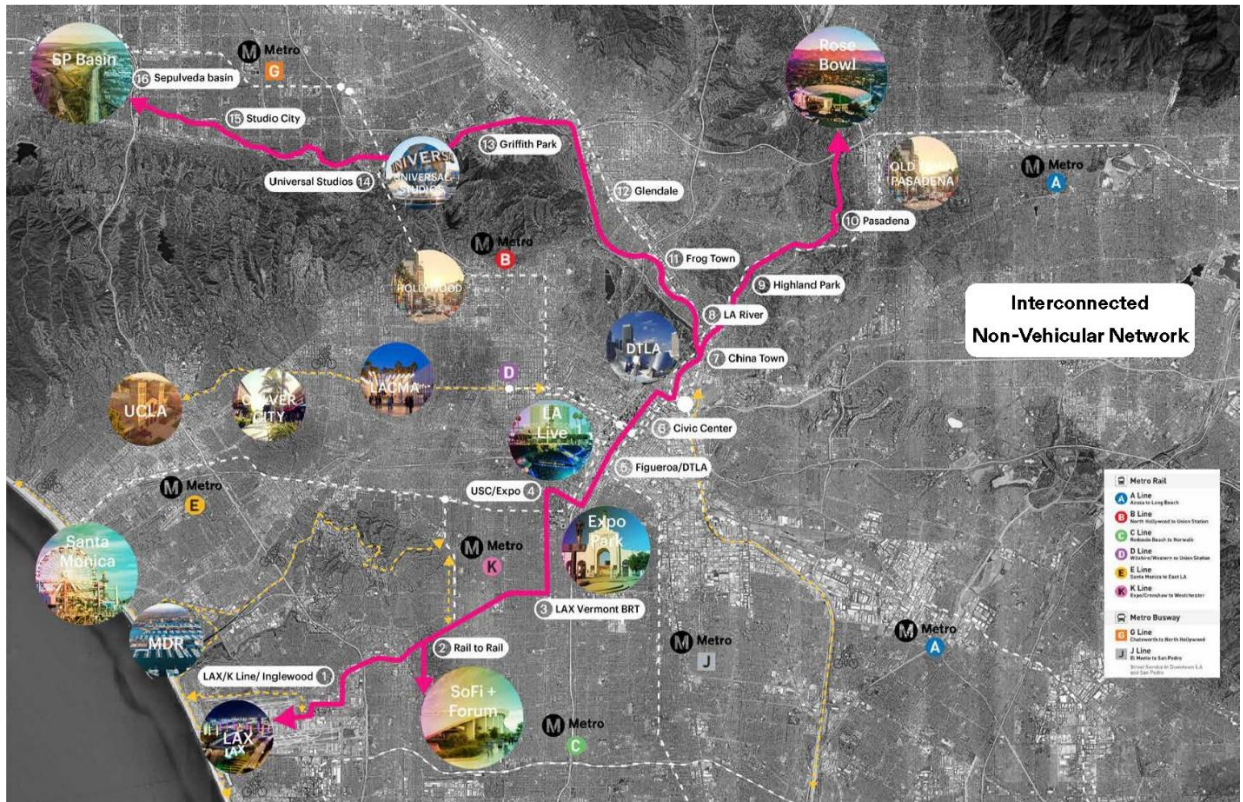


Visit cammnet.octa.net for all upcoming opportunities

	Project	Service	Approx. Value	Anticipated RFP Release/ Const. Advertise Date	Contact
20	SR-55 from I-5 to SR-91 ¹	Construction	\$88 million	July 2026	Caltrans
21	ITS Strategic Deployment Plan Update	Planning	\$150,000	TBD	Amy Tran
22	Trabuco Rose Gully Repair	Construction	\$500,000	TBD	Lesley Hill/Josue Vaglienty

Notes:

1. Project to be advertised by Caltrans. 2. Pending Board direction or budget approval. 3. Pending external agency approval 4. May be delayed and pending ROW process.



Festival Trail Network

Project: The Festival Trail is a permanent 22-mile-long zero-emissions, non-vehicular corridor that connects the major venues currently proposed for the 2028 Olympic and Paralympic Games. The Festival Trail is a linkage of current and planned Caltrans, LA Metro and L.A. City projects with new, universally accessible public spaces and rights-of-way celebrating each community and unlocking up to 20,000 units of new affordable housing in the most under-resourced communities of South LA and across the region.

Connectivity: The project interfaces with Olympic and Paralympic Venues and key destinations: LAX, SoFi and Kia Forum, Universal Studios, Rose Bowl Stadium, Destination Crenshaw, LA Football Club Stadium, Dedeaux Field, Galen Center, Grand Park & LA City Hall, Olympic Family Hotels, LA Convention Center, Los Angeles Memorial Coliseum, Peacock Theater, Staples Center and the USC Campus.

Implementation: The Festival Trail will be implemented through a public-private partnership led the California Community Foundation and public agencies. The Festival Trail connects the dots between multiple mobility projects in construction, planning or recently completed including: The LAX People Mover, METRO K-Line, Inglewood Transit Corridor, METRO Rail to Rail, METRO Vermont BRT Corridor, My Figueroa Streetscape Project, LA Streetcar, The Grand Avenue Project, Link Union Station, SafeTREC Los Angeles State Historic Park, The LA River Bike Path Project, The Arroyo Seco Bike Path and the City of Los Angeles Mobility Hub Program.

Follow the QR code below to visit: www.festivaltrail.org





- + Permanent 22 Mile Mobility Corridor
 - + Walk, Bike and Roll through LA
 - + Connects 14 Olympic Destinations
 - + Seamlessly link 14 METRO and DOT Projects
 - + 11 Neighborhood Festival Hubs
 - + Mobility for All: 100% ADA Accessible & more
 - + Celebrate LA: Ocean to Mountains to LA River
 - + Zero Emissions Experience
 - + Prioritize 20,000 Units of Affordable Housing
 - + 10,000 Tree Urban Forest
-
- = a legacy of equitable linkages



The Festival Trail creates a new social infrastructure accessible to all for the next Los Angeles.

The Party Train



The Art Walk



Fiesta Block



River Adventure





2028 Games Regional Bus Network:

Project	Scope of Work	Anticipated Advert.	Anticipated Budget
Storage and Maintenance of Older (CNG) buses (approximately 100)	Maintenance, insurance, and security at up to 3 vehicle storage facilities.	FY 26/27	\$7,500,000
Northridge Metrolink Bus Chargers	Design and installation of up to 7 bus chargers.	FY 25/26	\$1,500,000
430 Commercial St Interim Charging	Design and installation of mobile bus chargers.	FY 25/26	\$1,500,000
South Yard Development	Design, environmental, and cost estimates to develop a new all electric bus maintenance facility located at the recently purchased property at 23903 S. Normandie Avenue. Develop the property with the necessary improvements to operate a zero emissions bus maintenance yard which would include a new office for transit operations personnel, bus maintenance bays, and up to 70 electric bus chargers.	FY 26/27	\$158,000,000
Bus Electrification - Washington Yard Microgrid	Install 44 battery electric bus chargers, solar panels, and battery storage	FY 26/27	\$21,635,000
Bus Electrification - Sylmar Yard	Install 50 battery electric bus chargers at the Sylmar bus maintenance yard.	FY 26/27	\$25,282,400
16th and Maple Layover Lot Electrification	Install 25 battery electric bus chargers at the 16th and Maple Layover Facility.	FY 26/27	\$7,800,000
Consultant Services for Electrification	Consultant work needed to design and prepare cost estimates needed to secure FTA grants to electrify yards and interim yards.	FY 25/26	\$2,000,000



2028 Games First-Last Mile:

Project	Scope of Work	Anticipated Advert.	Anticipated Budget
Olympics Active Transportation & Venue Approaches Construction	Construct Games Active Transportation corridors. This is follow-up work to the Games Active Transportation Corridors planning and design work	FY 25/26	\$50,000,000
LADOT Paint & Sign Projects for the Olympic Games	Install and maintain all crosswalks and pavement markings in the vicinity of the Games venues	FY 25/26 - 26/27	\$11,480,000

Other Projects - Public Works Master Schedules:

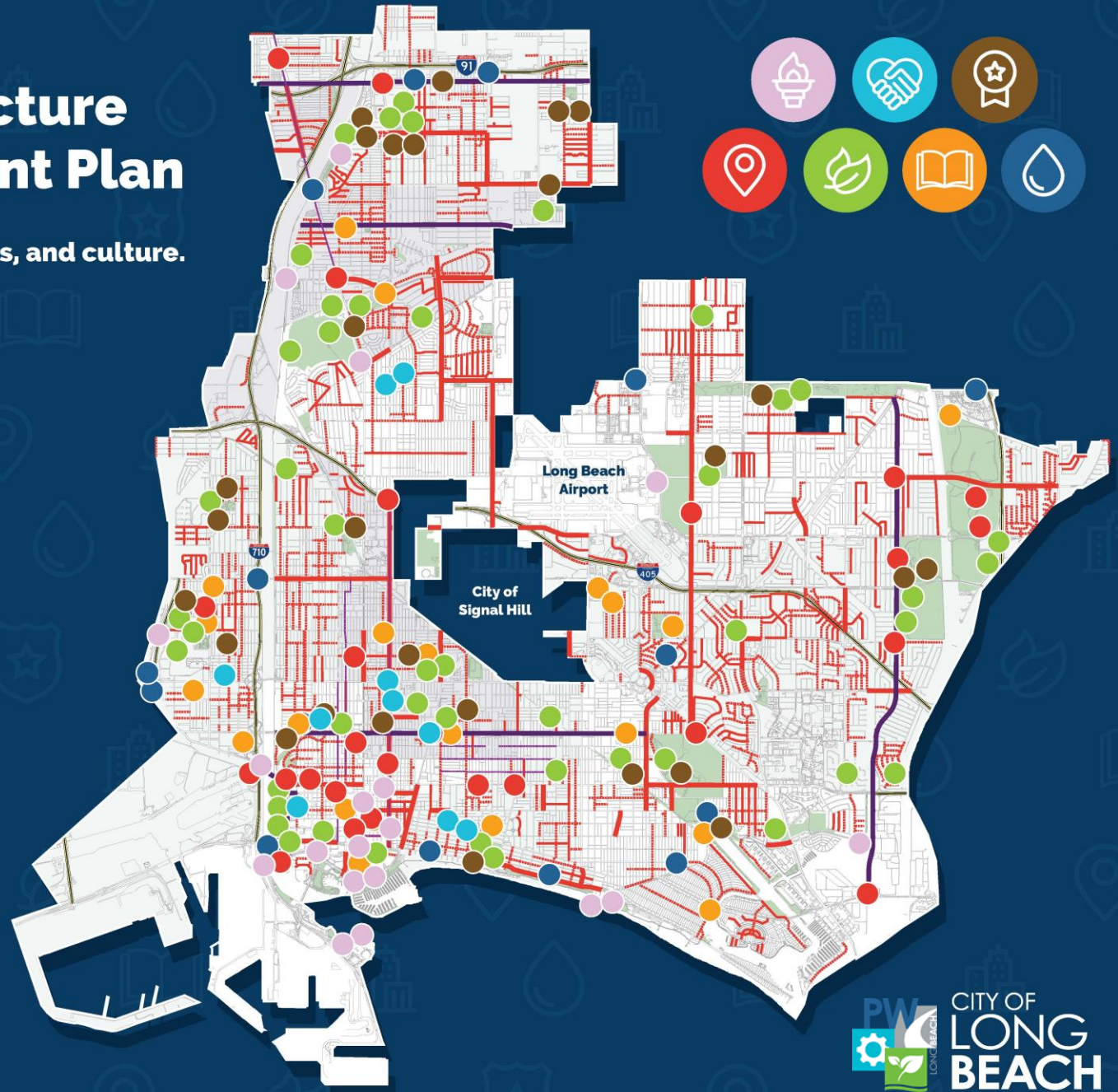
(Bridges, Sidewalks, Streets, Municipal Facilities, Sewers, Storm Water and Wastewater)

<https://apps.engineering.lacity.gov/uprs/masterSchedule/masterSchedules.cfm>

ELEVATE 28 Infrastructure Investment Plan

An investment plan to elevate Long Beach's parks, neighborhoods, and culture.

-  2028 OLYMPIC LEGACY
-  COMMUNITY & CULTURAL INVESTMENTS
-  GOLD MEDAL PARK REFRESH PROJECTS
-  MOBILITY & SAFETY IMPROVEMENTS
-  PARK IMPROVEMENTS
-  PUBLIC FACILITIES
-  RIGHT OF WAY, WATER QUALITY & CLIMATE ACTION



COMPLETION OF PROJECTS ESTIMATED TO OCCUR BETWEEN FY23-FY27 SUBJECT TO FUNDING AVAILABILITY. MAP REFLECTS CITY OF LONG BEACH INFRASTRUCTURE INVESTMENT PLAN, WHICH INCLUDES MEASURE A AND OTHER CAPITAL IMPROVEMENT PLAN FUNDING SOURCES SUCH AS TIDELANDS, MEASURE W, METRO LOCAL RETURN, SB-1, GAS TAX, AND GRANT FUNDING.

- As part of the FY 25 Budget, Long Beach City Council increased the FY 23 – FY 27 Five-Year Infrastructure Plan totaling to over \$930 million of planned infrastructure investment.
- The Elevate '28 Plan includes over 180 projects, in addition to various right-of-way improvements, totaling **\$933 million** spread across eight funding categories:
 - 2028 Olympic Legacy: **\$210,527,918**
 - Community & Cultural Investments: **\$17,000,000**
 - Gold Medal Park Refresh Projects: **\$61,915,000**
 - Mobility & Safety Improvements: **\$422,594,818**
 - Park Improvements: **\$44,065,244**
 - Public Facilities: **\$50,115,000**
 - Right-of-Way / Water Quality / Climate Action and Adaption Plan: **\$107,450,000**
 - Critical Facilities and Grant Match Funding Reserve and Other Critical Needs: **\$19,100,241**

Elevate '28 Infrastructure Investment Plan

City of Long Beach - Elevate '28 Infrastructure Investment Plan (FY 23 - FY 27)					
As of 11/30/24					
Project Title	Total Measure A Funding	Additional Funding & Received Grant Funds Leveraging Measure A Investment	Total Infrastructure Investment Plan Budget (FY 23-FY 27)	Current Stage of Project (Planning, Design, Construction, Completed, etc.)	Additional Funding ID
2028 Olympic Legacy					
7th Street Traffic and Street Light Upgrades	-	1,000,000	1,000,000	Funding Anticipated for Future Year	LA Metro Measure R, Measure M
Advertising District Planning	1,500,000	-	1,500,000	Planning	n/a
Airport Improvements	-	8,000,000	8,000,000	Construction	Airport Capital Funding
Alamitos Bay Water Quality Enhancement	1,200,000	29,200,000	30,400,000	Planning	Tidelands, Additional Funding TBD
Belmont Pier Improvements	1,000,000	1,000,000	2,000,000	Planning	Tidelands
Belmont Pool	500,000	7,500,000	8,000,000	Design	Tidelands
City Place Parking Improvements	-	1,828,200	1,828,200	Construction	General Fund
Citywide Wayfinding Signage	2,400,000	-	2,400,000	Funding Anticipated for Future Year	n/a
Convention & Entertainment Center Improvements	1,000,000	59,000,000	60,000,000	Planning	ASM Global Funding, Tidelands, Bond Proceeds
East Village Lighting Upgrades	-	50,000	50,000	Planning	LA Metro Measure R, Measure M
Fire Station 9 Improvements	23,199,718	-	23,199,718	Construction	n/a
Homelessness Response Infrastructure Projects	3,500,000	-	3,500,000	Design	n/a
Marine Debris Capture System	-	4,300,000	4,300,000	Planning	Monsanto Settlement, C&D Funding
Pilot Concrete Crew Program	2,650,000	-	2,650,000	Planning	n/a
Queen Mary Improvements	-	13,750,000	13,750,000	Ongoing	Port of Long Beach, Tidelands
Queensway Bay Area Redevelopment	-	1,000,000	1,000,000	Funding Anticipated for Future Year	Port of Long Beach
Shoemaker Bridge Replacement & Shoreline Drive Realignment Planning & Design	400,000	39,300,000	39,700,000	Design	USDOT - RCP Grant, Metro Measure R
Stormwater Management Funding	-	2,450,000	2,450,000	Planning	Monsanto Settlement
Terminal Island Freeway Open Space	750,000	1,000,000	1,750,000	Planning	C&D Funding
Tidelands Area Parking Garage Improvements	-	2,200,000	2,200,000	Construction	Tidelands
Watershed Trash Capture at DeForest Wetlands	-	250,000	250,000	Planning	Monsanto Settlement
2028 Olympic Legacy Total	38,099,718	171,828,200	209,927,918		

City of Long Beach - Elevate '28 Infrastructure Investment Plan (FY 23 - FY 27)

As of 11/30/24

Project Title	Total Measure A Funding	Additional Funding & Received Grant Funds Leveraging Measure A Investment	Total Infrastructure Investment Plan Budget (FY 23-FY 27)	Current Stage of Project (Planning, Design, Construction, Completed, etc.)	Additional Funding ID
Community & Cultural Investments					
African American Cultural District Feasibility Study	300,000	-	300,000	Planning	n/a
Cambodia Town Grand Entrance	1,000,000	-	1,000,000	Design	n/a
Cesar E. Chavez Park Latino Cultural Center and Mercado	4,500,000	-	4,500,000	Planning	n/a
Citywide Community Center Enhancements	2,800,000	-	2,800,000	Planning	n/a
Expo Building Facility Improvements & African American Cultural Center	1,700,000	-	1,700,000	Design	n/a
Junipero Beach Sports Court	-	850,000	850,000	Construction	National Fish and Wildlife Foundation, Tidelands
LGBTQ+ Cultural Center	500,000	-	500,000	Planning	n/a
LGBTQ+ Cultural District	2,500,000	-	2,500,000	Planning	n/a
Long Beach Historical Society Facility Improvements	100,000	-	100,000	Construction	n/a
Mural/Public Art Restoration and Landscaping Improvements Citywide	600,000	-	600,000	Planning	n/a
Santa Fe Ave Business Improvement District Feasibility Study	-	150,000	150,000	Planning	General Fund
VIP Record Sign Placemaking & Signage	500,000	-	500,000	Planning	n/a
Washington Neighborhood Youth Center	500,000	-	500,000	Funding Anticipated for Future Year	n/a
West Side Digital Inclusion	500,000	-	500,000	Funding Anticipated for Future Year	n/a
West Side Pedestrian & Bike Safety Improvements	-	500,000	500,000	Planning	LA Metro Measure R, Measure M
Community & Cultural Investments Total	15,500,000	1,500,000	17,000,000		

Elevate '28 Infrastructure Investment Plan

City of Long Beach - Elevate '28 Infrastructure Investment Plan (FY 23 - FY 27)					
As of 11/30/24					
Project Title	Total Measure A Funding	Additional Funding & Received Grant Funds Leveraging Measure A Investment	Total Infrastructure Investment Plan Budget (FY 23-FY 27)	Current Stage of Project (Planning, Design, Construction, Completed, etc.)	Additional Funding ID
Gold Medal Park Refresh Projects					
14th Street Park Vacant Parcel	750,000	-	750,000	Planning	n/a
Admiral Kidd Park Improvements	250,000	-	250,000	Design	n/a
Bixby Park Bandshell and Park Improvements	1,000,000	765,000	1,765,000	Construction	CA State Park Grant
Davenport Park (Phase III) - Basketball Court Improvements	500,000	-	500,000	Design	n/a
DeForest Park Improvements	800,000	500,000	1,300,000	Planning	Park Impact Fees
DeForest Park Playground Design	200,000	-	200,000	Planning	n/a
Drake Park & Cesar E. Chavez Master Planning	500,000	1,000,000	1,500,000	Planning	Park Impact Fees
El Dorado Park Sports Fields Improvements	500,000	2,660,000	3,160,000	Construction	CA State Park Grant
El Dorado Park Street and Parking Lot Improvements	400,000	10,200,000	10,600,000	Design	CA Dept of Parks
Greenbelt Heights Walking Path	200,000	-	200,000	Planning	n/a
Hamilton Loop Greenbelt	700,000	9,250,000	9,950,000	Planning	US DOT Reconnecting Communities Grant, Port of Long Beach, Park Impact Fees, C&D Funding
Heartwell Park Sports Complex	500,000	850,000	1,350,000	Planning	Congressional Earmark
Houghton Park Community Center Improvements	500,000	-	500,000	Planning	n/a
Houghton Park Sports Complex	2,000,000	2,000,000	4,000,000	Planning	Congressional Earmark
Hudson Park Improvements	500,000	-	500,000	Planning	n/a
MacArthur Park Rehabilitation	1,000,000	8,415,000	9,415,000	Construction	CA State Park Grant
Marine Stadium Improvements	200,000	-	200,000	Funding Anticipated for Future Year	n/a
Martin Luther King Jr. Park Planning, Restroom Renovation, Critical Repairs to Community Center	800,000	2,200,000	3,000,000	Planning	Congressional Earmark, Park Impact Fees, C&D Funding
Peace Park Playground	450,000	-	450,000	Planning	n/a
Ramona Park Pool	1,000,000	-	1,000,000	Planning	n/a
Ramona Park Signature Playground	650,000	1,425,000	2,075,000	Construction	CA State Park Grant
Recreation Park Bandshell Improvements	200,000	-	200,000	Planning	n/a
Scherer Park Signature Playground	2,300,000	2,000,000	4,300,000	Funding Anticipated for Future Year	Congressional Earmark
Silverado Park Fields, Basketball Court, and Gymnasium Improvements	1,500,000	-	1,500,000	Construction	n/a
Silverado Park Signature Playground	750,000	1,500,000	2,250,000	Design	US Dept of Housing & Urban Development
Veterans Park Roof Replacement	150,000	-	150,000	Completed	n/a
Wardlow Park Community Center Enhancements	50,000	-	50,000	Completed	n/a
Gold Medal Park Refresh Projects Total	18,350,000	42,765,000	61,115,000		

Elevate '28 Infrastructure Investment Plan

City of Long Beach - Elevate '28 Infrastructure Investment Plan (FY 23 - FY 27)					
As of 11/30/24					
Project Title	Total Measure A Funding	Additional Funding & Received Grant Funds Leveraging Measure A Investment	Total Infrastructure Investment Plan Budget (FY 23-FY 27)	Current Stage of Project (Planning, Design, Construction, Completed, etc.)	Additional Funding ID
Mobility & Safety Improvements					
6th Street Active Transportation Improvements	200,000	4,509,998	4,709,998	Planning	LA Metro M – First Last Mile Grant Funds
7th Street Pedestrian & Traffic Safety Enhancements	150,000	-	150,000	Planning	n/a
7th Street Safe Streets Initiative	200,000	3,151,820	3,351,820	Planning	HSIP
Alley Improvements	6,256,500	-	6,256,500	Construction	n/a
Anaheim Street Major Corridor Improvements	400,000	12,190,000	12,590,000	Design	Congressional Earmark, HSIP, Federal Grant Funding (CRRSAA)
Arterial Street Improvements	14,700,000	95,219,000	109,919,000	Design	State Gas Tax, Traffic Impact Fees, LA Metro Measure R, Prop C, Prop A, Measure M,
Artesia Great Boulevard	500,000	31,500,000	32,000,000	Construction	LA Metro Grant Funding
Atlantic Ave. Major Corridor Improvements	100,000	3,500,000	3,600,000	Design	LA Metro Prop C, Measure M
Bikeway and Pedestrian Improvements	-	12,000,000	12,000,000	Ongoing	LA Metro Measure R, Measure M, AB2766
Blue Line Rail Car Pedestrian Improvements	1,300,000	5,200,000	6,500,000	Design	LA Metro Grant Funding
Citywide Bridge Improvements	2,350,000	2,500,000	4,850,000	Design	State Gas Tax
Citywide Sinkholes and Drainage Improvements	3,000,000	1,250,000	4,250,000	Construction	LA Metro Measure R
Citywide Striping and Signage Program	100,000	3,000,000	3,100,000	Ongoing	LA Metro Measure R
Clark Ave. Improvements	2,000,000	2,350,000	4,350,000	Design	LA Metro Measure M, Measure R, Prop A, Prop C
Downtown Walkable Corners Project	100,000	7,893,000	7,993,000	Planning	Active Transportation Project (ATP) Grant
El Dorado Park Parking Management and Entrance Improvements on Spring St.	300,000	-	300,000	Design	n/a
Good Neighbor Park Street and Access Improvements	300,000	-	300,000	Planning	n/a
Long Beach Boulevard Improvements	1,800,000	-	1,800,000	Planning	n/a
Orange Ave Backbone Bikeway	100,000	13,840,000	13,940,000	Design	Active Transportation Project (ATP) Grant, Traffic Impact Fees
Orizaba Avenue and Orange Avenue Traffic Safety Improvements	800,000	-	800,000	Planning	n/a
Pacific Avenue Corridor Improvements	300,000	-	300,000	Planning	n/a
Pacific Avenue Cycle Track	200,000	7,470,000	7,670,000	Design	Active Transportation Project (ATP) Grant
Pine Avenue Bicycle Boulevard	100,000	3,690,000	3,790,000	Planning	Active Transportation Project (ATP) Grant
Residential Street Improvements	44,363,500	59,080,000	103,443,500	Construction	LA Metro Measure M, LA Metro Measure R, State RMRA
Santa Fe Avenue Pedestrian Safety Improvements	300,000	150,000	450,000	Funding Anticipated for Future Year	LA Metro Funding
Shoreline Drive Diagonal Street Parking Improvements	600,000	-	600,000	Planning	n/a

City of Long Beach - Elevate '28 Infrastructure Investment Plan (FY 23 - FY 27)					
As of 11/30/24					
Project Title	Total Measure A Funding	Additional Funding & Received Grant Funds Leveraging Measure A Investment	Total Infrastructure Investment Plan Budget (FY 23-FY 27)	Current Stage of Project (Planning, Design, Construction, Completed, etc.)	Additional Funding ID
Street Maintenance Program (Crack and Slurry Seal)	10,000,000	10,000,000	20,000,000	Construction	LA Metro Measure R
Studebaker Major Corridor Improvements	8,500,000	43,550,000	52,050,000	Design	Federal Grant Funding (STPL), Congressional Earmark, LA Metro Grant Funding, Southern California Association of Governments (SCAG) Grant Funding, LA Metro Measure R, Measure M, Prop C
Willow Street Corridor (Design)	-	1,531,000	1,531,000	Design	LA Metro Prop C, Prop A
Mobility & Safety Improvements Total	99,020,000	323,574,818	422,594,818		

ELEVATE

28

Infrastructure Investment Plan

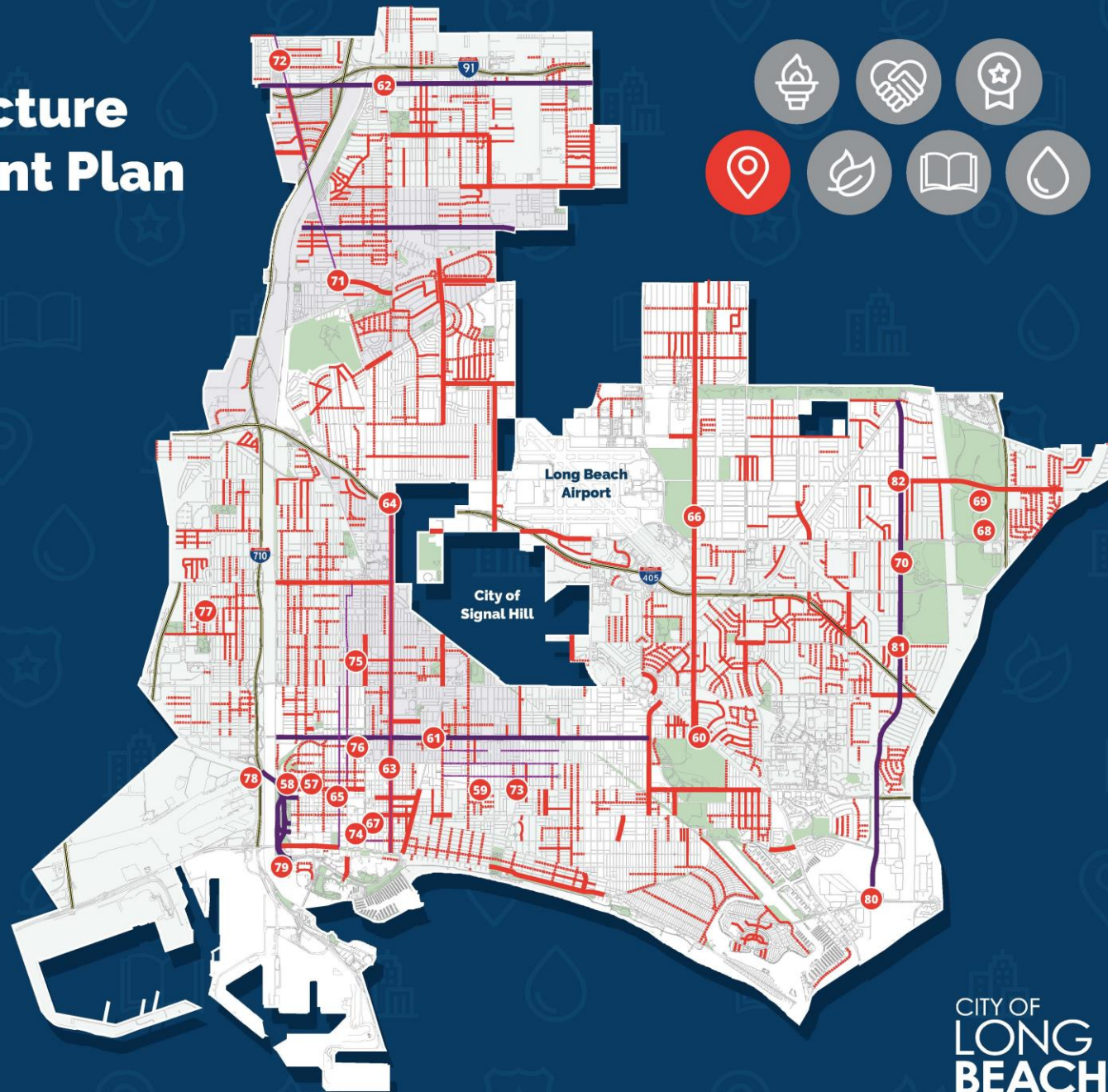


Mobility & Safety Improvements

- 57-58 6th Street & 7th Street Pedestrian & Traffic Safety Enhancements
- 59 7th Street Safe Streets Initiative
- 60-61 Anaheim Street Major Corridor Improvements
- 62 Artesia Great Boulevard
- 63-64 Atlantic Ave. Major Corridor Improvements
- 65 Blue Line Rail Car Pedestrian Improvements
- 66 Clark Ave. Improvements
- 67 Downtown Walkable Communities Project
- 68 El Dorado Park Parking Management & Entrance Improvements on Spring St.
- 69 El Dorado Park Street & Parking Lot Improvements
- 70 Good Neighbor Park Street & Access Improvements
- 71-72 Long Beach Boulevard Improvements
- 73 Orizaba Ave. & Orange Ave. Traffic Safety Improvements
- 74 Pacific Ave. Bikeway Project
- 75 Pacific Ave. Corridor Improvements
- 76 Pine Ave. Bike Boulevard
- 77 Santa Fe Ave. Pedestrian Safety Improvements
- 78 Shoemaker Bridge Rebuild Design & Permitting
- 79 Shoreline Drive Diagonal Street Parking Improvements
- 80-82 Studebaker Major Corridor Improvements

Projects not placed on map but are funded by the plan include: Citywide Bridge Improvements, Citywide Sinkholes & Drainage improvements, Citywide Striping & Signage Program, Citywide Median/Parkway improvements, Citywide Alley improvements, Citywide Arterial street improvements, Citywide Residential Street improvements, and Citywide Bikeway & Pedestrian Improvements.

COMPLETION OF PROJECTS ESTIMATED TO OCCUR BETWEEN FY23-FY27 SUBJECT TO FUNDING AVAILABILITY. MAP REFLECTS CITY OF LONG BEACH INFRASTRUCTURE INVESTMENT PLAN, WHICH INCLUDES MEASURE A AND OTHER CAPITAL IMPROVEMENT PLAN FUNDING SOURCES SUCH AS TIDELANDS, MEASURE W, METRO LOCAL RETURN, SB-1, GAS TAX, AND GRANT FUNDING.



City of Long Beach - Elevate '28 Infrastructure Investment Plan (FY 23 - FY 27)					
As of 11/30/24					
Project Title	Total Measure A Funding	Additional Funding & Received Grant Funds Leveraging Measure A Investment	Total Infrastructure Investment Plan Budget (FY 23-FY 27)	Current Stage of Project (Planning, Design, Construction, Completed, etc.)	Additional Funding ID
Park Improvements					
10th Street Greenbelt Walking Path	400,000	-	400,000	Planning	n/a
14th Street Park Improvements	800,000	500,000	1,300,000	Construction	Community Development Block Grant (CDBG)
48th Street Greenbelt Improvements	300,000	-	300,000	Planning	n/a
51st Street Greenbelt	400,000	5,000,000	5,400,000	Design	Rivers and Mountains Conservancy, US Dept of Housing and Urban Development, C&D Funding
Animal Care Services Facility Improvements	600,000	-	600,000	Construction	n/a
Bixby Knolls Park Playground Improvements	600,000	-	600,000	Design	n/a
Bixby Park Computer Center and Facility Improvements	200,000	850,000	1,050,000	Planning	Congressional Earmark
Bixby Park Dog Park Improvements	100,000	-	100,000	Planning	n/a
Cal Rec/McBride Facility Roof Replacement Project	1,300,000	-	1,300,000	Completed	n/a
Cesar E. Chavez Park Improvements	200,000	200,000	400,000	Planning	LA County Regional Parks and Open Space District (RPOSD)
Citywide Community Gardens Improvements	200,000	-	200,000	Planning	n/a
Citywide Park Restroom Repairs	1,000,000	-	1,000,000	Ongoing	n/a
College Estates Park Facility and Park Improvements	650,000	-	650,000	Funding Anticipated for Future Year	n/a
Davenport Park (Phase II) - Park Expansion	3,500,000	4,280,000	7,780,000	Construction	State Resource Agency Grant, Park Impact Fees
Drake Park & Cesar E. Chavez Park Splash Pads	500,000	-	500,000	Funding Anticipated for Future Year	n/a
Drake Park Community Center Improvements	300,000	1,055,244	1,355,244	Construction	AB 32
El Dorado Community Garden Improvements	100,000	-	100,000	Planning	n/a
El Dorado Park Restrooms and Outdoor Gathering Space	200,000	-	200,000	Planning	n/a
El Dorado Park Universal Playground	800,000	-	800,000	Design	n/a
Heartwell Park Artificial Field Turf Improvements	2,000,000	-	2,000,000	Planning	n/a
Heartwell Park Playground and Area Improvements	300,000	-	300,000	Funding Anticipated for Future Year	n/a
Houghton Park Artificial Turf	300,000	-	300,000	Planning	n/a
Houghton Park Parking Lot and Gathering Area Improvements	1,000,000	-	1,000,000	Design	n/a
Houghton Park Playground Improvements	800,000	-	800,000	Design	n/a
Hudson Park Field Improvements	800,000	-	800,000	Funding Anticipated for Future Year	n/a
Hudson Park Playground	800,000	-	800,000	Planning	n/a
Juanita Millender McDonald Community Center	800,000	-	800,000	Funding Anticipated for Future Year	n/a
Killing Fields Memorial Garden and Cambodian Veteran Memorial Monument	450,000	-	450,000	Design	n/a

City of Long Beach - Elevate '28 Infrastructure Investment Plan (FY 23 - FY 27)					
As of 11/30/24					
Project Title	Total Measure A Funding	Additional Funding & Received Grant Funds Leveraging Measure A Investment	Total Infrastructure Investment Plan Budget (FY 23-FY 27)	Current Stage of Project (Planning, Design, Construction, Completed, etc.)	Additional Funding ID
Los Altos Park Playground Improvements	200,000	-	200,000	Funding Anticipated for Future Year	n/a
Los Angeles River Park Expansion	200,000	-	200,000	Funding Anticipated for Future Year	n/a
MLK Jr. Park Swimming Pool Critical Repairs	1,700,000	-	1,700,000	Design	n/a
Orizaba Park Improvements	600,000	-	600,000	Funding Anticipated for Future Year	n/a
Pan American Playground Improvements	300,000	-	300,000	Planning	n/a
Pickleball Court at Billie Jean King Center at Recreation Park	450,000	-	450,000	Planning	n/a
Pickleball Court at DeForest Park	40,000	-	40,000	Completed	n/a
Pickleball Court at Veterans Park	40,000	-	40,000	Completed	n/a
Rancho Los Alamitos Improvements	600,000	1,750,000	2,350,000	Ongoing	CA Board of State & Community Corrections
Rancho Los Cerritos Improvements	600,000	1,750,000	2,350,000	Ongoing	CA Board of State & Community Corrections
Rose Park Gazebo Improvements	100,000	-	100,000	Design	n/a
Scherer Park Community Center Improvements	200,000	-	200,000	Completed	n/a
Seaside Way Dog Park Improvements	150,000	-	150,000	Design	n/a
Senior Center Improvements	4,000,000	-	4,000,000	Design	n/a
Sims Pond Improvements	200,000	-	200,000	Funding Anticipated for Future Year	n/a
Wardlow Park Community Center Roof Repairs	400,000	-	400,000	Completed	n/a
Wrigley Heights Dog Park Improvements	200,000	-	200,000	Funding Anticipated for Future Year	n/a
Park Improvements Total	29,380,000	15,385,244	44,765,244		

City of Long Beach - Elevate '28 Infrastructure Investment Plan (FY 23 - FY 27)					
As of 11/30/24					
Project Title	Total Measure A Funding	Additional Funding & Received Grant Funds Leveraging Measure A Investment	Total Infrastructure Investment Plan Budget (FY 23-FY 27)	Current Stage of Project (Planning, Design, Construction, Completed, etc.)	Additional Funding ID
Public Facilities					
702 W. Anaheim Year Round Shelter	2,950,000	1,000,000	3,950,000	Design	General Fund
Admiral Kidd Park West Health Facility Improvements	600,000	-	600,000	Planning	n/a
Alamitos Library Improvements	250,000	100,000	350,000	Design	General Capital
Bay Shore Branch Library Improvements	600,000	-	600,000	Construction	n/a
Brewitt Library Improvements	700,000	-	700,000	Funding Anticipated for Future Year	n/a
Burnett Library Improvements	680,000	1,140,000	1,820,000	Design	AB 32
Central Health Facility Improvements	500,000	-	500,000	Planning	n/a
City Place Garage Mural Restoration	400,000	-	400,000	Construction	n/a
Convention Center Marquee Sign	300,000	700,000	1,000,000	Planning	Tidelands
Fire Station 11 Improvements	500,000	-	500,000	Funding Anticipated for Future Year	n/a
Fire Station 13 Improvements	500,000	-	500,000	Funding Anticipated for Future Year	n/a
Fire Station 14 Improvements	4,400,000	-	4,400,000	Construction	n/a
Fire Training Center Improvements	800,000	-	800,000	Planning	n/a
Main Health Critical Facility Improvements	4,280,000	920,000	5,200,000	Ongoing	AB 32
Marine Amphitheatre Feasibility Study	150,000	-	150,000	Funding Anticipated for Future Year	n/a
Mark Twain Library Improvements	800,000	700,000	1,500,000	Design	AB 32
Multi-Service Center Improvements	300,000	5,330,000	5,630,000	Design	CA Dept of Housing, AB 32
PD-Crime and Evidence Lab	800,000	-	800,000	Design	n/a
Police Academy Rebuild	13,700,000	-	13,700,000	Construction	n/a
Police Department North Division Improvements	1,060,000	650,000	1,710,000	Design	AB 32
Project Homekey - Improvements	1,000,000	-	1,000,000	Design	n/a
Roof and HVAC Urgent Repairs	605,000	-	605,000	Planning	n/a
Youth Shelter and Navigation Center	3,800,000	-	3,800,000	Construction	n/a
Public Facilities Total	39,675,000	10,540,000	50,215,000		

City of Long Beach - Elevate '28 Infrastructure Investment Plan (FY 23 - FY 27)					
As of 11/30/24					
Project Title	Total Measure A Funding	Additional Funding & Received Grant Funds Leveraging Measure A Investment	Total Infrastructure Investment Plan Budget (FY 23-FY 27)	Current Stage of Project (Planning, Design, Construction, Completed, etc.)	Additional Funding ID
ROW, Water Quality, CAAP Improvements					
Anaheim Street Adjacent Place Based Initiative Street Improvements	700,000	-	700,000	Design	n/a
Anaheim Street and Area Safety Lighting Enhancement	300,000	-	300,000	Planning	n/a
Artesia Blvd. Adjacent Place Based Initiative Street and ROW Improvements	1,800,000	-	1,800,000	Construction	n/a
Bluff Park Historic Lampposts Project	700,000	-	700,000	Construction	n/a
Broadway Medians Improvements	100,000	-	100,000	Completed	n/a
Citywide Right-of-Way Maintenance	600,000	-	600,000	Planning	n/a
Citywide Urban Forestry Improvements	1,000,000	-	1,000,000	Planning	n/a
Colorado Lagoon Open Channel Restoration	150,000	31,200,000	31,350,000	Construction	Port of Long Beach, Rivers and Mountains Conservancy, Tidelands
EV Charging Infrastructure Investments	50,000	12,900,000	12,950,000	Design	Clean Energy Commission Grant Funding, AB 32, Bond Funding
Median & Parkway Improvements at Stearns Avenue and Los Coyotes Diagonal	150,000	-	150,000	Planning	n/a
Ocean Blvd Median Improvements	300,000	-	300,000	Planning	n/a
Pump Stations and Storm Drains Improvements	2,500,000	-	2,500,000	Planning	n/a
Sidewalk and Curb Ramps / ADA Path of Travel Improvement Program	34,900,000	17,100,000	52,000,000	Construction	State Gas Tax, CDBG, General Fund
Street Median and Parkways Improvements	1,000,000	-	1,000,000	Planning	n/a
Vertical Gateway Signs	2,600,000	-	2,600,000	Design	n/a
ROW, Water Quality, CAAP Improvements Total	46,850,000	61,200,000	108,050,000		
Critical Facilities & Federal Grant Match Reserve & One-Times					
Critical Facilities Reserve	5,072,409	-	5,072,409	Ongoing	n/a
Federal Infrastructure Grant Match Reserve	4,277,832	-	4,277,832	Ongoing	n/a
Other One-Times (\$3.89 - Citywide Reserves; \$2.78M - Citywide Cameras; \$1.8M - Park Grounds Tree Removal; \$680K - Crack Seal Vehicles; \$600K - Park Bathroom Locks)	9,750,000	-	9,750,000	Completed	n/a
Critical Facilities & Federal Grant Match Reserve & One-Times Total	19,100,241	-	19,100,241		
Grand Total	305,974,959	626,793,262	932,768,221		

Anaheim Street Major Corridor Improvements

- Construction Bid Date: Spring 2025
- Total Estimated Project Cost: \$30 million
- Scope: The Anaheim Street Corridor Improvement Project enhances safety with upgraded traffic signals, new medians with landscaping, and ADA upgrades to the right-of-way, and pavement and concrete rehabilitation.

Studebaker Street Major Corridor Improvements

- Construction Bid Date: Spring 2025
- Total Estimated Project Cost: \$60 million
- Scope: The Anaheim Street Corridor Improvement Project enhances safety with upgraded traffic signals, new medians with landscaping, and ADA upgrades to the right-of-way, and pavement and concrete rehabilitation.

Houghton Park Signature Playground

- Construction Bid Date: Spring 2025
- Total Estimated Project Cost: \$3 million
- Scope: This project replaces aging playground equipment by installing a new signature and accessible playground at various parks around the City.

51st Street Greenbelt

- Construction Bid Date: Summer 2025
- Total Estimated Project Cost: \$5 million
- Scope: The 51st Street Greenbelt project will transform approximately 1 acre of undeveloped land into an outdoor park space. The site is currently an undeveloped parcel by the LA River just north of Del Amo Blvd. The new park space will include pedestrian trails, a cycle track, fitness stations, play equipment/structures, landscaping with new trees and ground cover, seating, and benches, bioswales, and ADA parking.

Police Crime and Evidence Lab

- Construction Bid Date: Spring 2025
- Total Estimated Project Cost: \$6 million
- Scope: The new crime laboratory will be located on level 3 of the City-owned facility located at 125 Elm Avenue and will occupy a space of approximately 21,500 square feet. The new crime laboratory will include a forensic biology DNA, latent print, wet chemistry, toxicology and blood, firearms, gunshot residue, ballistics testing, ballistics testing, and bio waste facilities, along with administrative office space.

Residential Street Rehabilitation

- Construction Bid Date: Summer 2025
- Total Estimated Project Cost: \$15 – 30 million annually
- Scope: Citywide Residential Street Rehabilitation (Grind/Overlay) Construction Contract. City typically awards more than one contractor due to the amount of work estimated over the course of the contract term. Term lengths are typically 3 years with an option to extend for an additional 2 years, at the City's discretion.

Curbs, Sidewalks, and ADA Improvements

- Construction Bid Date: Summer 2025
- Total Estimated Project Cost: \$12 million annually
- Scope: Citywide Curb, Sidewalk, and ADA Improvements Construction Contract. City typically awards more than one contractor due to the amount of work estimated over the course of the contract term. Term lengths are typically 3 years with an option to extend for an additional 2 years, at the City's discretion.

On-Call / JOC Contractor Need

- Over \$300 million of the Elevate '28 Plan is expected to be delivered by On-Call and/or Job Order Contracting (JOC) contractors. Be on the lookout to bid for on-call / JOC contracts.

- The City of Long Beach procures all public contracts, construction bids, on-call procurements, etc. on its own procurement website (longbeachbuys.com).
- Vendors must be registered on longbeachbuys.com to bid on any public procurement associated with the City of Long Beach.
- If a vendor is not registered on the website, they should register ASAP as emails are sent out to all registered vendors associated with the type of work being bid.
- Vendors can also utilize longbeachbuys.com to explore current procurement opportunities.

- To communicate the Elevate '28 plan to the public and serve a hub for project information, a dedicated website has been created.
- The website includes unique project information pages that provide project details such as scope, budget, location, target construction start and completion dates, amount of funding currently secured, and current phase of the project.
- The website allows users to search for projects by council district, project category, and via map view.
- Information will be regularly updated and is displayed through Power BI which allows the public to easily sort and filter the Elevate '28 information in greater detail.



Elevate 28'

An investment plan to elevate Long Beach's parks, neighborhoods, and culture.

[SEE THE PROJECTS](#)

Elevate '28 Projects

Historic, cultural and community investments.

2028 Olympic Legacy

Community & Cultural

Gold Medal Park Refresh

Public Facilities



Wardlow Park Community Center Enhancements

[Learn More](#) ▶



Veterans Park Roof Replacement

[Learn More](#) ▶



Silverado Park Signature Playground


[Learn More](#) ▶

Prev **1** 2 3 4 5 6 7 8 9 Next

Search Elevate 28' Projects

Find projects in your District.

studebaker



Studebaker Major Corridor Improvements

Elevate 28' Project Categories

Click the icons to visit the relevant project category page.



2028 Olympic Legacy



Community &
Cultural Investments



Gold Medal Park Refresh



Mobility



Park Improvements



Public Facilities



Right of Way

Explore All Elevate '28 Projects

Find nearby projects by searching your zipcode below.

Search radius Results

Anaheim Street Major Corridor Improvements
Anaheim St
Long Beach CA Various



Rose Park Gazebo Improvements
800 Orizaba Ave
Long Beach CA 90804



Brewitt Library Improvements
4036 E Anaheim St
Long Beach CA 90804





14th Street Park Improvements

Council District #: 1
Address: Cedar Ave & W 14th St
Zip Code: 90813



Community Benefits: Improve recreational access; extend useful life of current city asset; enhance visitor experience

The 14th Street Park Improvement project will renovate existing park amenities, make playground improvements, upgrade lighting, and install new park furnishings.

Elevate '28 Category:
Park Improvements

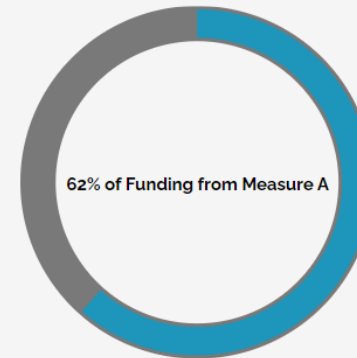
Current Status:
Design

Estimated Completion Date:
2024

Estimated Construction Date:
November - December 2023

Total Project Budget
\$1,300,000

Funding Breakdown



■ Measure A Funding: \$ 800,000
■ Additional Funding: \$ 500,000

ELEVATE '28 Power BI Dashboard

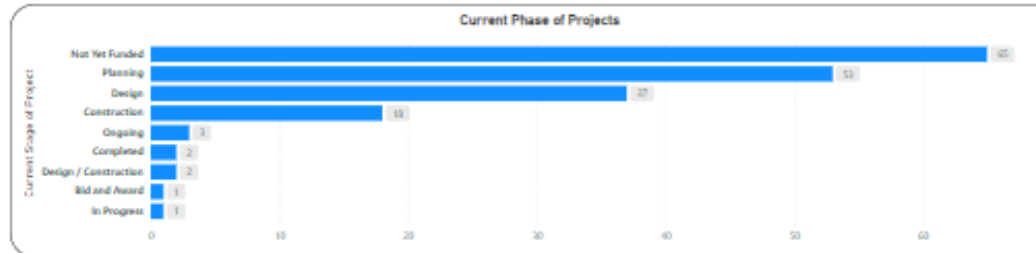
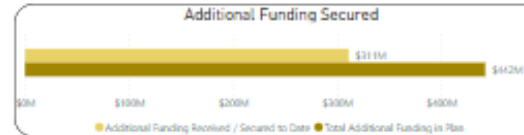
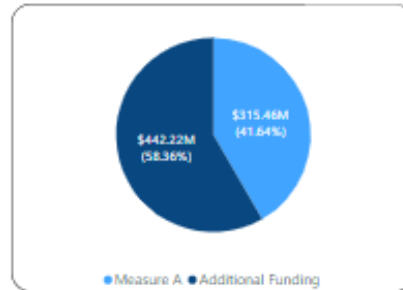
As part of Fiscal Year 2023 Budget, the Long Beach City Council approved a new five-year (FY 23 – FY 27) infrastructure investment plan totaling over \$533 million with over a hundred unique projects, consisting of four main categories: Mobility, Park Improvements, Public Facilities, and Right-of-Way, Water Quality, & Climate Action. In Fiscal Year 2024, the City enlarged the initial five-year plan with an additional \$214 million of funding spread across an additional three categories: 2028 Olympic Legacy, Community & Cultural Investments, and Gold Medal Park Refresh Projects and branded the plan as the **Elevate '28 Infrastructure Investment Plan**. The Elevate '28 Infrastructure Investment Plan now consists of over \$315 million of Measure A funding and over \$442 million of funding anticipated from additional funding sources, such as LA Metro Transportation Funding (Prop A, Prop C, Measure M, Measure R), State Gas Tax, SB-1, LA County Measure W, and various grant awards.

We encourage the public to utilize this Power BI table to explore the plan in detail. The data in this table will be updated quarterly.

Council District:
 Thematic Category:
 Current Stage of Project:
 Project Title:

\$757.68M

Total Planned Project Budget in Infrastructure Plan



Elevate '28 Project Specific Detail

Project Title	Project Scope / Information	Elevate Category	Project Location	Council District	Current Stage of Project	Estimated Construction Date	Estimated Completion Date
10th Street Greenbelt Walking Path	The 10th Street Greenbelt Walking Path Project will improve the former right of way the addition of a walking trail, enhanced landscaping, and other recreation amenities.	Park Improvements	3810 E 10th Street	3	Planning	TBD	TBD

ELEVATE

28

INFRASTRUCTURE INVESTMENT PLAN