

Metro 2028 Games Mobility Concept Plan Update



April, 2025



Metro®

38 months until the 2028
Opening Ceremonies



2028 Games by the Numbers

12-15M

Tickets to be sold

700+

Ticketed Events

5M+

Unique Attendees

80+

Competition & Non-competition Venues

65K

Volunteers & Employees

1.2M

Peak Day Spectator Trips

80

Days of Games Operation

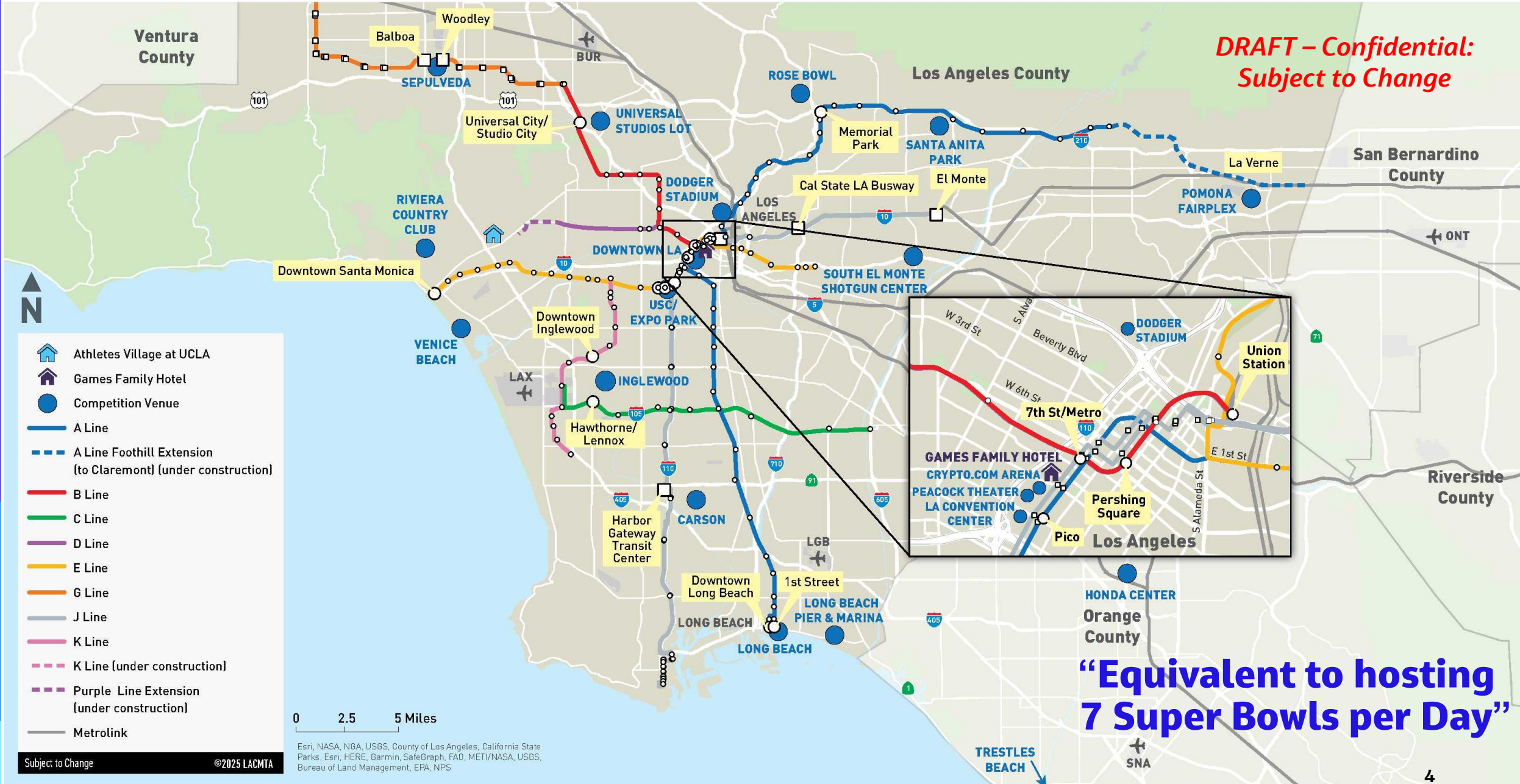
50K

Key Constituents (Athletes, Officials, Media, etc.)



Preliminary 2028 Games Venue Map

**DRAFT – Confidential:
Subject to Change**



- Athletes Village at UCLA
- Games Family Hotel
- Competition Venue
- A Line
- A Line Foothill Extension (to Claremont) (under construction)
- B Line
- C Line
- D Line
- E Line
- G Line
- J Line
- K Line
- K Line (under construction)
- Purple Line Extension (under construction)
- Metrolink

Esri, NASA, NGA, USGS, County of Los Angeles, California State Parks, Esri, HERE, Garmin, SafeGraph, FAO, METI/NASA, USGS, Bureau of Land Management, EPA, NPS

Subject to Change ©2025 LACMTA

**“Equivalent to hosting
7 Super Bowls per Day”**

\$17 Billion Invested in Projects to Open by 2028

*2/3rd of Funding from State & Local Sources

* 28 Projects by 2028 is 21% Complete



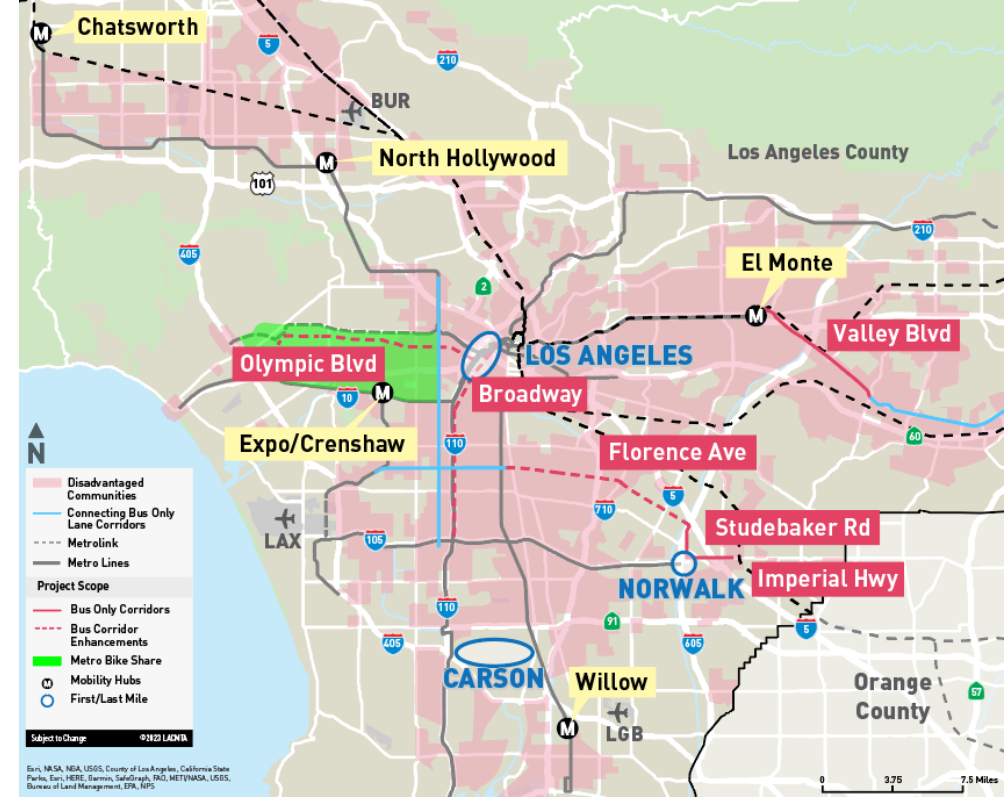
Metro 2028 Games MCP Progress

Key accomplishments

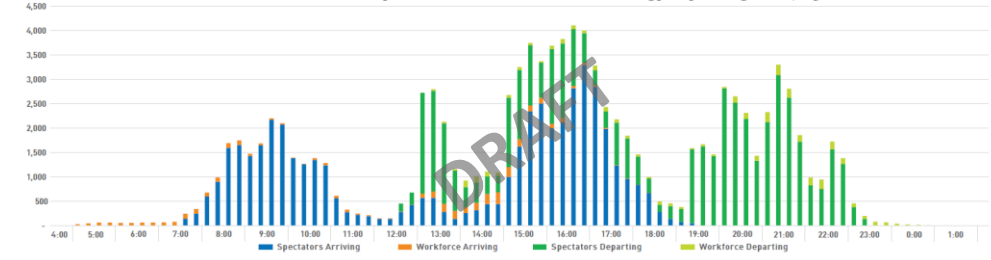
- Defined preliminary GME roles and responsibilities (RACI)
- Secured \$139 million from RCN
- Advocated for \$200 million in the Senate’s FY25 THUD spending bill
- Prepared project implementation plans
- Modeled Games transportation demand

What we’re doing

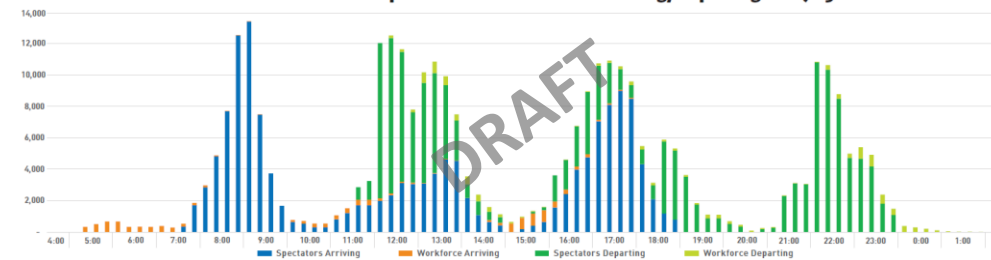
- Preparing scopes, schedules, and budgets
- Pursuing state/federal funding
- Preparing conceptual engineering drawings for funded projects
- Developing revenue generation ideas
- GME, federal, state, and local agency coordination
- Negotiating MOU with LA28
 - Focused on funding and defining enhanced Metro services during the 2028 Games



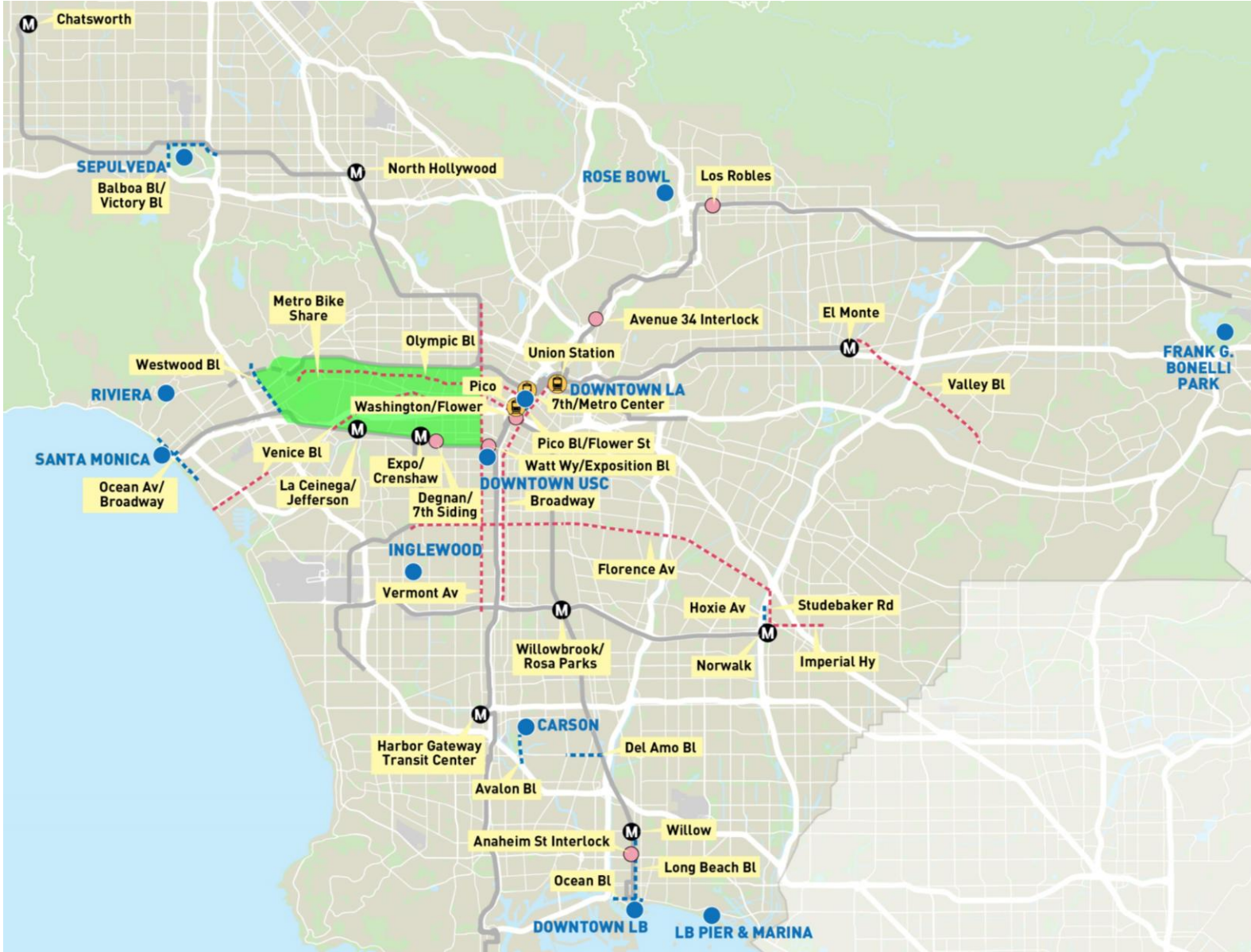
Downtown LA Venue Cluster - Spectators and Workforce Arriving/Departing Every 15 Minutes



USC Venue Cluster - Spectators and Workforce Arriving/Departing Every 15 Minutes



Map of Venues and Mobility Concept Plan Projects



Mobility Hubs

- Chatsworth
- North Hollywood
- Harbor Gateway Center
- Willowbrook/Rosa Park
- La Cienega/Jefferson
- Expo/Crenshaw
- El Monte
- Norwalk
- Willow

Key Station

- Union Station
- Pico
- 7th/Metro Center

Bus Enhancements

- Olympic Bl
- Venice Bl
- Vermont Av
- Broadway
- Florence Ave
- Studebaker Rd
- Imperial Hy
- Valley Bl

First/Last Mile

- Balboa Bl/Victory Bl
- Ocean Av/Broadway
- Westwood Bl
- Long Beach Bl
- Ocean Bl
- Avalon Bl
- Del Amo Bl
- Hoxie
- Pico Bl/Flower St
- Metro Bike Share

LRT

- Los Robles Interlock
- Degnan/7th Siding
- Washington/Flower LRT Speed & Reliability Improvements
- Watt Wy/Exposition Bl Closure Project
- Avenue 34 Interlock
- Anaheim Interlock

Governance – Subcommittees

Priority Workstream	GME Lead Agency
Games Enhanced Transit Service (GETS) & Zero Emission Bus Program & Access Services Electrification	Metro
Games Route Network (GRN) & Integrated Traffic Management	Caltrans
Mobility Hubs	Metro
Bus Only Lanes	Metro
First/Last Mile Improvements & Open Streets	LADOT
Light Rail Speed and Operational Improvements & Key Station Improvements	Metro
Travel Demand Management & Universal Basic Mobility	SCAG
Communications and Outreach	LA28
Universal Design & Inclusive Design	City of Los Angeles
Regional Rail	Metrolink
Wayfinding	Metro
Heat	Metro



Metro



METROLINK

LADOT



Workstream Status, Cost, and Funding Deadlines

Priority Workstream	GME Lead	Status	Cost	Implementation funds needed by:
Gamest Enhanced Transit Service	Metro	Planning	\$2,042M	Aug 2026
Games Route Network/Integrated Transportation Management	Caltrans	Planning	\$291M	Jul 2026
Mobility Hubs	Metro	Planning + Design	\$126M	Jan 2026
Bus Only Lanes	Metro	Planning + Design	\$106M	Jan 2026
First/Last Mile Improvements /Open Streets	LADOT	Planning + Design	\$144M	Jan 2026
Key Station Improvements	Metro	Planning	\$216M	Jan 2026
LRT Improvements	Metro	Planning	\$80M	Jan 2026
Travel & Freight Demand Management	SCAG	Strategy	\$124M	Jan 2027
Accessibility	City of LA	Strategy	TBD	Jul 2026
Wayfinding	Metro	Strategy	TBD	Jan 2027
Heat	Metro	Strategy	TBD	Jan 2027
Regional Rail	Metrolink	Design	\$239M	Jan 2027

Next Steps (Spring/Summer 2025)

- Report back to the Board on Project Prioritization (May 2025)
- Regional Summit/stakeholder engagement
- RCN Design Phase Kick-off
- Remaining MCP project scope finalization and Environmental Phase kick-off
- Refinement of GETS plan (ongoing)
- Engage in Event Operational Planning (ongoing)
- Games Support Services Contract Award
- Federal/State Advocacy (ongoing)
- Negotiate Term Sheet/ Memorandum of Understanding