



CONSTRUCTION NETWORK

Connecting Owners to AEC and CM Industries

Cities

Upcoming Projects & Contracting Opportunities

Jan. 27, 2026

PANEL

City of San Diego

Elif Cetin, P.E.

Director, Engineering and Capital Projects Department

&

Luis Schaar

Assistant Director, Engineering and Capital Projects Department

City of Chula Vista

Rosina Constanza Flores, PE

Assistant Director of Engineering & Capital Projects

&

Nolan Huelsman, PE

Principal Civil Engineer - Design

City of Encinitas

Matt Widelski P.E. QSD

Interim Assistant Director of Engineering

City of El Cajon

Mario Sanchez, P.E.

Engineering Services - City Engineer/Deputy Director

City of La Mesa

Michael Throne, PE

Director of Public Works

PLATINUM SPONSOR





City of Chula Vista
Department of Engineering & Capital Projects by Asset Type
Active Projects - January 2026

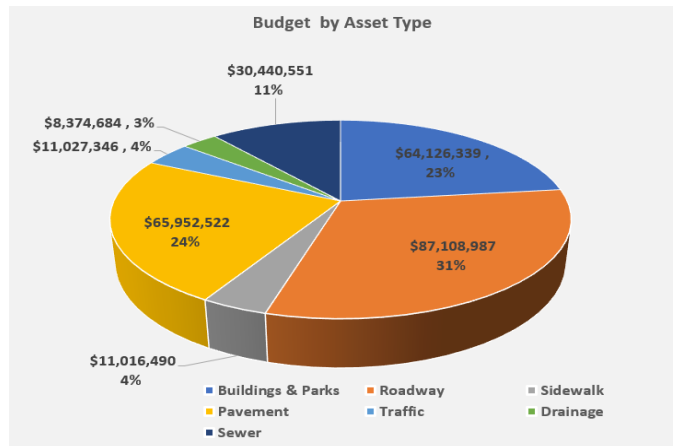
Project ID	ProjectName	Phase	Budget
Buildings & Parks			\$ 64,126,339
GGV0271	Civic Center Library Infrastructure Renovation	Design	\$ 9,735,000
GGV0272	South Library Infrastructure Renovation	Design	\$ 9,735,000
GGV0273	Fire Station 11	Design	\$ 7,756,919
GGV0275	Temporary Fire Station 12	Construction	\$ 14,930,000
DRN0221	Hilltop Park Slope Stabilization	Construction	\$ 3,000,000
PRK0340	Eucalyptus Park Renovation	Construction	\$ 18,969,420
Roadway			\$ 87,108,987
STL0442	Street Improvements Alpine Ave between Emerson St. & Naples St.	Design	\$ 1,957,500
STL0451	Bayshore Bikeway Segment 6A	Design	\$ 3,810,000
STL0464	F Street Promenade Phase 1	Design	\$ 9,887,000
STL0480	Third Ave ADA Parking Stalls	Advanced Planning	\$ 100,000
STM0405	ADA Path Installations on Otay Lakes Rd at Camino Del Cerro Grande & Ridgeview Way	Advanced Planning	\$ 150,000
STL0446	Bonita Rd Left-Turn Improvements on Bonita Rd at Bonita Glen Dr	Advanced Planning	\$ 500,000
STM0385	Bridge Maintenance	Advanced Planning	\$ 272,746
STM0386	Heritage Road Bridge Replacement Project	Construction	\$ 61,993,367
STM0388	Main Street Widening FY2015/16	Construction	\$ 8,438,374
Sidewalk			\$ 11,016,490
STL0475	ADA Pedestrian Curb Ramps FY2025/26	Preliminary Engineering	\$ 250,000
STL0468	ADA Pedestrian Curb Ramps Program FY2023/24	Preliminary Engineering	\$ 250,000
STL0469	Sidewalk Replacement Program FY2023/24	Preliminary Engineering	\$ 300,000
STL0473	Sidewalk Replacement Program - FY2024/25	Preliminary Engineering	\$ 300,000
STL0474	ADA Pedestrian Curb Ramps Program - FY2024/25	Preliminary Engineering	\$ 250,000
STL0479	Sidewalk Replacement Program FY2025/26	Preliminary Engineering	\$ 300,000
STL0470	Sidewalk Panel Replacement Citywide	Advanced Planning	\$ 6,380,439
STM0406	Bay Blvd Street Sidewalk Improvements	Advanced Planning	\$ 150,000
STL0454	ADA Pedestrian Curb Ramps Program FY2021/22	Construction	\$ 594,500
STL0461	ADA Pedestrian Curb Ramps Program FY2022/23	Construction	\$ 250,000
STL0426	Sidewalk Gap Third Ave W/S Orange Ave to Anita St, E/S Anita St to Zenith St	Construction	\$ 1,991,551
Pavement			\$ 65,952,522
STM0404	Pavement Major Rehabilitation Program FY2024/25	Design	\$ 3,965,500
STM0410	RMRA Pavement Rehabilitation - FY2021/22	Design	\$ 4,229,080
STM0411	Pavement Major Rehabilitation Program FY2022/23	Design	\$ 4,964,540
STM0412	RMRA Pavement Rehabilitation FY2022/23	Design	\$ 5,457,069
STM0413	RMRA Pavement Rehabilitation FY2023/24	Design	\$ 5,542,191
STM0414	Pavement Major Rehabilitation FY2023/24	Design	\$ 8,785,164
STL0459	Pavement Maintenance Program FY2022/23	Preliminary Engineering	\$ 1,375,046
STL0460	RMRA Pavement Maintenance FY2022/23	Preliminary Engineering	\$ 1,000,000
STL0466	Pavement Maintenance FY2023/24	Preliminary Engineering	\$ 1,535,000
STM0403	RMRA Pavement Rehabilitation FY2024/25	Preliminary Engineering	\$ 5,732,370
STM0415	RMRA Pavement Rehabilitation FY2025/26	Preliminary Engineering	\$ 5,993,466
STM0416	Pavement Major Rehabilitation FY2025/26	Preliminary Engineering	\$ 6,357,928
STL0460	RMRA Pavement Maintenance FY2022/23	Preliminary Engineering	\$ 1,000,000
STL0465	RMRA Pavement Maintenance FY2023/24	Preliminary Engineering	\$ 1,300,000
STL0471	Pavement Maintenance FY2024/25	Preliminary Engineering	\$ 747,721
STL0472	RMRA Pavement Maintenance FY2024/25	Preliminary Engineering	\$ 1,300,000
STL0476	Pavement Maintenance FY2025/26	Preliminary Engineering	\$ 1,000,000
STL0477	RMRA Pavement Maintenance FY2025/26	Preliminary Engineering	\$ 1,467,447
STM0408	Pavement Major Rehabilitation Program FY2021/22	Construction	\$ 4,200,000
Traffic			\$ 11,027,346
TRF0398	Traffic Signal Installation at Main Street and Jacqua Street (FY20)	Design	\$ 143,849
TRF0416	Intersection Safety Improvements	Design	\$ 2,120,000
TRF0426	Adaptive Signal System Expansion along Otay Lakes Rd	Design	\$ 450,000
TRF0436	Pedestrian Hybrid Beacon Upgrade - Intersection of Fourth Ave. & Orsett	Design	\$ 635,000
TRF0441	Valle Lindo Elementary School Mid-Block Pedestrian Crossing	Design	\$ 300,000
TRF0443	L St & Industrial Bl Intersection Improvements	Design	\$ 500,000
TRF0429	Pedestrian and Guardrail Improvements at Various Locations	Design	\$ 730,000
STM0394	UUD Street Light Conversion - F St Phase 1	Preliminary Engineering	\$ 200,000
STM0407	F Street Undergrounding Phase 2 - Street Light Design	Preliminary Engineering	\$ 70,000
TRF0430	ADA Pedestrian Push Button Improvements	Preliminary Engineering	\$ 300,000
TRF0439	Traffic Signal Modifications FY25 (Measure P)	Preliminary Engineering	\$ 1,525,000
TRF0431	East H Street and Avila Way Intersection Improvements	Advanced Planning	\$ 900,000
TRF0432	Olympic Parkway Safety Enhancements	Advanced Planning	\$ 700,000

Project ID	ProjectName	Phase	Budget
TRF0435	East H St/Otay Lakes Rd Pedestrian Improvements	Advanced Planning	\$ 300,000
TRF0427	North Second Avenue Shoulder Improvements	Construction	\$ 732,500
TRF0411	Pedestrian Improvements at Uncontrolled Mid-block Crosswalks at Castle Park Middle School	Construction	\$ 395,000
TRF0415	Telegraph Canyon Rd Raised Median Improvements	Construction	\$ 1,025,997
Drainage			\$ 8,374,684
DRN0219	CMP Rehab Outside of Right of Way Phase III - Measure P	Design	\$ 4,676,187
DRN0217	Corrugated Metal Pipe Repair In The Right-Of-Way FY2020/21	Preliminary Engineering	\$ 3,248,497
DRN0223	CMP Rehabilitation in ROW FY2025/26	Preliminary Engineering	\$ 200,000
DRN0214	Full Capture Trash BMP Installation	Construction	\$ 250,000
Sewer			\$ 30,440,551
SWR0291	J Street Sewer Junction Structure Improvement	Design	\$ 1,899,224
SWR0311	Poggi Cnyn Sewer Imprvmnts Olympic Pkwy at Concord Way	Design	\$ 2,193,000
SWR0322	Sewer Pipeline Rehabilitation FY21/22	Design	\$ 200,000
SWR0312	Sewer Rehab & Upsize Telegraph Canyon Basin (Industrial Blvd)	Design	\$ 6,567,000
SWR0323	Sewer Pipeline Upsize: 5th Ave between K and J Sts.	Design	\$ 363,000
SWR0331	Main St Sewer Maintenance Hole Replacement	Design	\$ 450,000
SWR0332	Sewer Main Rehabilitation FY2025/26	Design	\$ 1,200,000
SWR0334	Sewer Maintenance Hole Rehabilitation FY2025/26	Design	\$ 600,000
SWR0294	Sewer Access Rehabilitation Program FY2015/16	Construction	\$ 1,085,383
SWR0275	Sewer Force Main @ G Street Pump Station	Construction	\$ 7,907,445
SWR0309	G Street Pump Station Upgrade	Construction	\$ 7,975,498
Total			\$ 278,046,918

City of Chula Vista - Department of Engineering & Capital Projects

Active Projects

Project Type	# of CIPs	Budget by Asset Type	
Buildings & Parks	6	\$	64,126,339
Roadway	9	\$	87,108,987
Sidewalk	11	\$	11,016,490
Pavement	19	\$	65,952,522
Traffic	17	\$	11,027,346
Drainage	4	\$	8,374,684
Sewer	11	\$	30,440,551
Total	77	\$	278,046,918



Visit the City of Chula Vista's website to learn more about infrastructure improvements happening in our City, access master plan documents for Drainage, Wastewater, Active Transportation and Traffic Signal Communications, interactive City maps and more.

<https://www.chulavistaca.gov/departments/public-works/projects>





Date: January 20, 2026

Construction Network **Capital Plan Updates & Contracting Opportunities**

The City of El Cajon Capital Improvement Program (CIP) is annually appropriated coinciding with the City's Budget process. This is normally conducted in the spring prior to the beginning of the fiscal year which begins on July 1st. The 5-year CIP plan identifies projects, priorities, and funding.

CIP Process

- Staff reviews current needs and available funding sources.
- Projects are selected by current General Plan/Specific Plan and other plan priorities that align with City Council goals.
- Community engagement goals.

CIP Project Funding Sources

- Majority of CIP's are funded through non-General Funds sources.
- Special Revenue funds (Gas Tax, SB1, local TransNet, Waste Water Enterprise, etc.).
- Grants (Caltrans Highway Safety Improvement Program, CDBG, ARPA, San Diego River Conservancy, etc.).

CIP Project Categories

- Transportation (Street Improvements, Paving & Slurry seals, ADA curb ramps, sidewalks, street lighting, traffic signals, etc.) (12 projects totaling \$69.5 million).
- City Facilities, Parks, Public Safety (12 projects totaling \$15.9 million).
- Wastewater (Open channels, box culverts, sewer and storm drain projects, etc.) (9 projects totaling \$39.4 million).

Total Funding - \$124.7 million



CAPITAL IMPROVEMENT PROGRAM - TRANSPORTATION

No.	Project Title	CIP#	2025-26	2026-27	2027-28	2028-29	2029-30	5-Yr Plan Totals	
1	Jamacha Road Safety Improvements	203688PWCP	\$2,708,185	\$0	\$0	\$0	\$0	\$2,708,185	
2	Overlay Projects	233786PWCP	\$7,530,266	\$4,000,000	\$4,000,000	\$4,000,000	\$4,000,000	\$23,530,266	
3	Traffic Safety Calming	233790PWCP	\$215,517	\$400,000	\$400,000	\$400,000	\$400,000	\$1,815,517	
4	Traffic Signal Upgrades	233791PWCP	\$1,362,560	\$500,000	\$500,000	\$500,000	\$500,000	\$3,362,560	
5	Washington Ave Safety Improvements	233795PWCP	\$2,000,000	\$4,335,000	\$0	\$0	\$0	\$6,335,000	
6	Main Street - Green Street Phase 2 Roundabout	243830PWCP	\$2,266,667	\$2,266,667	\$2,500,000	\$0	\$0	\$7,033,334	
7	Neighborhood Street Lights	253844PWCP	\$889,205	\$800,000	\$800,000	\$800,000	\$800,000	\$4,089,205	
8	ADA Concrete Improvements	253845PWCP	\$2,128,987	\$1,000,000	\$1,000,000	\$1,000,000	\$1,000,000	\$6,128,987	
9	Asphalt Spot Repairs	253848PWCP	\$1,275,834	\$500,000	\$500,000	\$500,000	\$500,000	\$3,275,834	
10	Asphalt Reconstruction at Various Locations	253849PWCP	\$684,000	\$500,000	\$500,000	\$500,000	\$500,000	\$2,684,000	
11	Slurry Projects	253852PWCP	\$1,333,334	\$1,000,000	\$1,000,000	\$1,000,000	\$1,000,000	\$5,333,334	
12	Washington Ave Safety Improvements Phase 2	261234PWCP	\$0	\$1,130,000	\$2,000,000	\$0	\$0	\$3,130,000	
Total Projects			12	\$22,394,555	\$16,431,667	\$13,200,000	\$8,700,000	\$8,700,000	\$69,426,222

CAPITAL IMPROVEMENT PROGRAM - FACILITIES, PARKS, PUBLIC SAFETY

No.	Project Title	CIP#	2025-26	2026-27	2027-28	2028-29	2029-30	5-Yr Plan Totals	
1	Fire Station 7 Remodel	210051PWCP	\$2,083,047	\$3,000,000	\$0	\$0	\$0	\$5,083,047	
2	Heartland Fire Training Facility Improvements	213725PWCP	\$140,000	\$140,000	\$140,000	\$140,000	\$140,000	\$700,000	
3	Recreation Center Upgrades - Cool Zones & Evacuation Sites	223752PWCP	\$1,716,000	\$1,716,000	\$0	\$0	\$0	\$3,432,000	
4	Kennedy Park Improvements	233783PWCP	\$119,250	\$119,250	\$0	\$0	\$0	\$238,500	
5	Renette Park Adult Fitness	233787PWCP	\$158,000	\$0	\$0	\$0	\$0	\$158,000	
6	Wildfire and Forest Resilience Program	233794PWCP	\$700,000	\$1,025,000	\$0	\$0	\$0	\$1,725,000	
7	Fire Station 6 Renovation	233804PWCP	\$2,000,000	\$900,000	\$0	\$0	\$0	\$2,900,000	
8	PW Operations Yard Warehouse Replacement	253850PWCP	\$250,000	\$250,000	\$0	\$0	\$0	\$500,000	
9	Vernon Yard Waste Hauler Dump Station Improvements	263874PWCP	\$263,500	\$200,000	\$0	\$0	\$0	\$463,500	
10	El Cajon Veterans Memorial	263877PRCP	\$48,000	\$0	\$0	\$0	\$0	\$48,000	
11	405 E Lexington Ave Tenant Improvements	263878ESCP	\$294,210	\$294,210	\$0	\$0	\$0	\$588,420	
12	City Hall Improvements 2026 - Development Services Dept.	263974ESCP	\$80,000	\$0	\$0	\$0	\$0	\$80,000	
Total Projects			12	\$7,852,007	\$7,644,460	\$140,000	\$140,000	\$140,000	\$15,916,467

CAPITAL IMPROVEMENT PROGRAM - WASTEWATER

No.	Project Title	CIP#	2025-26	2026-27	2027-28	2028-29	2029-30	5-Yr Plan Totals	
1	Broadway Creek Restoration - Phase B	223756PWCP	\$132,713	\$5,000,000	\$0	\$0	\$0	\$5,132,713	
2	Box Culvert Condition Assessment and Repairs	183611PWCP	\$4,314,537	\$0	\$0	\$0	\$0	\$4,314,537	
3	Water Quality Improvements	193655PWCP	\$400,000	\$400,000	\$400,000	\$400,000	\$400,000	\$2,000,000	
4	Sewer and Storm Drain Pipe Replacement	211021PWCP	\$3,585,000	\$2,500,000	\$2,500,000	\$2,500,000	\$2,500,000	\$13,585,000	
5	Madison Avenue Sewer Replacement	213722PWCP	\$60,000	\$700,000	\$0	\$0	\$0	\$760,000	
6	TMDL Water Quality Improvements	213723PWCP	\$200,000	\$200,000	\$200,000	\$200,000	\$200,000	\$1,000,000	
7	San Diego River Watershed Water Quality Imp. Ph 2	243819PWCP	\$500,000	\$500,000	\$0	\$0	\$0	\$1,000,000	
8	Grossmont Terrace Sewer Easement Improvements	253847PWCP	\$500,000	\$1,080,000	\$0	\$0	\$0	\$1,580,000	
9	Sewer and Storm Drain Pipe Rehabilitation	263872PWCP	\$2,000,000	\$2,000,000	\$2,000,000	\$2,000,000	\$2,000,000	\$10,000,000	
Total Projects			9	\$11,692,250	\$12,380,000	\$5,100,000	\$5,100,000	\$5,100,000	\$39,372,250



Wells Park Pickleball Project - \$2.8 M



El Cajon Blvd Roundabout Project - \$6.8 M





ENGINEERING DEPT: Capital Projects for Construction Network January 2026

Matt Widelski, PE, QSD, Interim Assistant Director of Engineering



ENGINEERING DEPARTMENT PROJECTS

Current CIP/Traffic Projects in Design

- San Elijo Bridge Rehabilitation
- Leucadia At-Grade Railroad Crossings
- E Street to Leucadia Blvd Quiet Zone
- La Costa Pedestrian Pathway
- Glen Park ADA Improvements
- Vulcan Avenue Mainline South Drainage
- FY 2025-26 Citywide Overlay
- Separated Bike Lanes on Encinitas Blvd
- Protected Bike Lanes on El Camino Real
- Sidewalk on South Coast Hwy 101 near Cardiff Beach
- South Coast Hwy 101 Pedestrian Crossing
- Swami's Beach Staircase Rehabilitation
- Park Equipment Replacement (Wiro & Orpheus Park)

ENGINEERING DEPARTMENT PROJECTS

Future CIP/Traffic Projects

- Vulcan Avenue Storm Drain Mainline North
- Leucadia Storm Drain Laterals
- Trail 82 on Rancho Santa Fe Road
- Glen Park Equipment Replacement
- North Coast Hwy 101 Drainage (Basil to Jupiter)
- North Coast Hwy 101 Drainage (A Street to Marcheta)
- Verdi Avenue Railroad Undercrossing
- Santa Fe Drive Improvements (Evergreen Drive to El Camino Real)
- Santa Fe Drive Modifications (Gardena to Evergreen)
- FY 26-27 Citywide Overlay
- FY 27-28 Citywide Overlay

CAPITAL PROJECTS ENGINEERING DEPARTMENT

KEY 2025 STATISTICS

27 Active Capital Projects

Awarded 8 Design Contracts

Awarded 7 Construction Contracts

Filed 6 NOCs



Annual Slurry Project

The Annual Slurry Project is an annual maintenance project. The objective of this project is to extend the useful life of streets at a significantly reduced cost per square foot compared to resurfacing. Slurry provides a protective layer of emulsion that will increase the long-term quality of streets, provide smoother and more visually appealing streets, and reduce the maintenance costs of streets over time.

ANNUAL

Construction Cost:

\$1 MILLION

Annual Street Resurfacing Project

ANNUAL

Construction Cost:

\$800,000

The Annual Resurfacing Project is performed annually to replace selected roadways. The project aims to enhance road drivability, increase roadway markings' visibility, and improve roadway comfort. Resurfacing may include milling and paving a section as thin as 2" or performing a full-depth repair/ reconstruction as required by street condition.

Phase 7 Sewer Improvements

Replacement and rehabilitation of approximately 11,000 LF of sewer and 55 manholes. The existing sewer in this location is made of concrete and has a limited lifespan. Located in the University Park and Cimmaron/Eucalyptus Hill neighborhood of central-west La Mesa in the University sewer basin. The project area serves approximately 235 sewer connections, with an approximate population of 900.

2027

Construction Cost:

\$7 MILLION

La Mesa Bike & Sidewalk Connection Project

2027

Construction Cost:

\$4 MILLION

This project aims to fill gaps in the bike and pedestrian circulation network. It includes the construction of Class 2 and Class 3 bike lanes, sidewalk infill sections, pedestrian crossings, and related improvements at multiple locations along arterial and collector streets. There are 17 street segments identified in this project, which will be constructed in several phases, some of them concurrently with other development projects in the area.

La Mesita Park Drainage Repairs

The project results from a previous feasibility study that evaluated the integrity of an existing 60-inch CMP running north-south on the west side of La Mesita Park. It will construct 940 linear feet of a new conveyance line adjacent to the existing CMP pipe, which will join at a downstream manhole within Caltrans ROW, south of the park. The new line will collect flows from existing storm drain inlets in the park.

2027

Construction Cost:

\$600,000

FUTURE

Construction Cost:

\$35 MILLION

New City Hall

The complete demolition and construction of a new City Hall.



CITY OF
LA MESA
JEWEL of the HILLS



153 STREET MILES



14 PARKS



53 MILES OF STORM DRAIN PIPE



6,000 SIGNS



10,164 TREES - "TREE CITY USA"



58 TRAFFIC SIGNALS



1,265 STREET LIGHTS



37 BUILDINGS

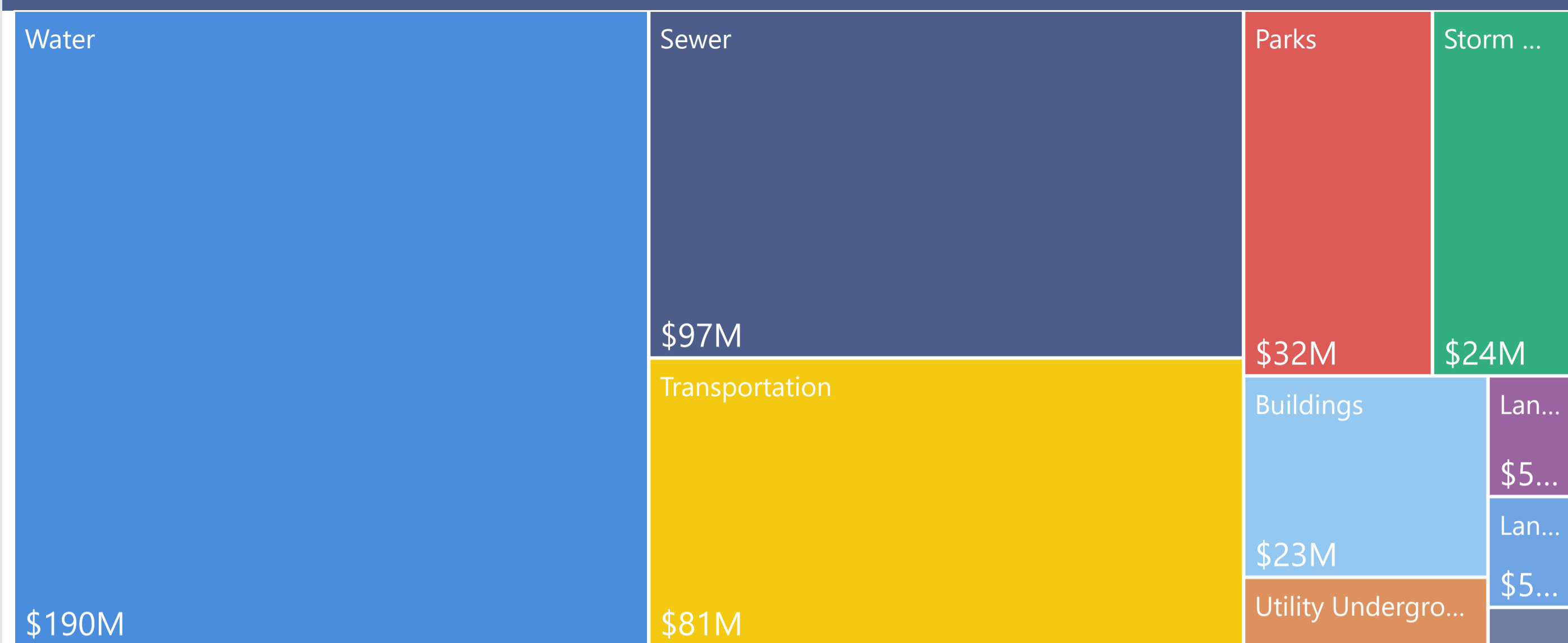
For all BID & RFP OPPORTUNITIES

WWW.CITYOFLAMESA.GOV

MICHAEL THRONE, PE

DIRECTOR OF PUBLIC WORKS | PUBLIC WORKS DEPARTMENT
8130 ALLISON AVENUE | LA MESA, CA 91942
619.667.1166 | PWDIRECTOR@CITYOFLAMESA.GOV

\$ Value of Construction Contracts by Asset Type



95

Number of Projects

\$466,536,222

Total Construction Cost

Quarter	Number of Projects	Total Construction Cost
Q1	23	\$49,486,297
Q2	15	\$59,502,317
Q3	35	\$134,484,199
Q4	22	\$223,063,409

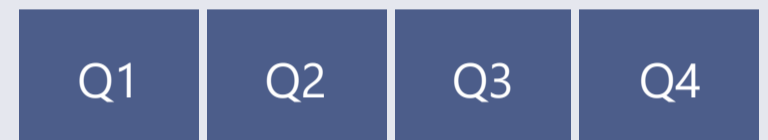


Fiscal Year 2026 Adopted Budget

Engineering and Capital Projects Department (E&CP)

Source:

[City of San Diego Department of Finance Budget](#)



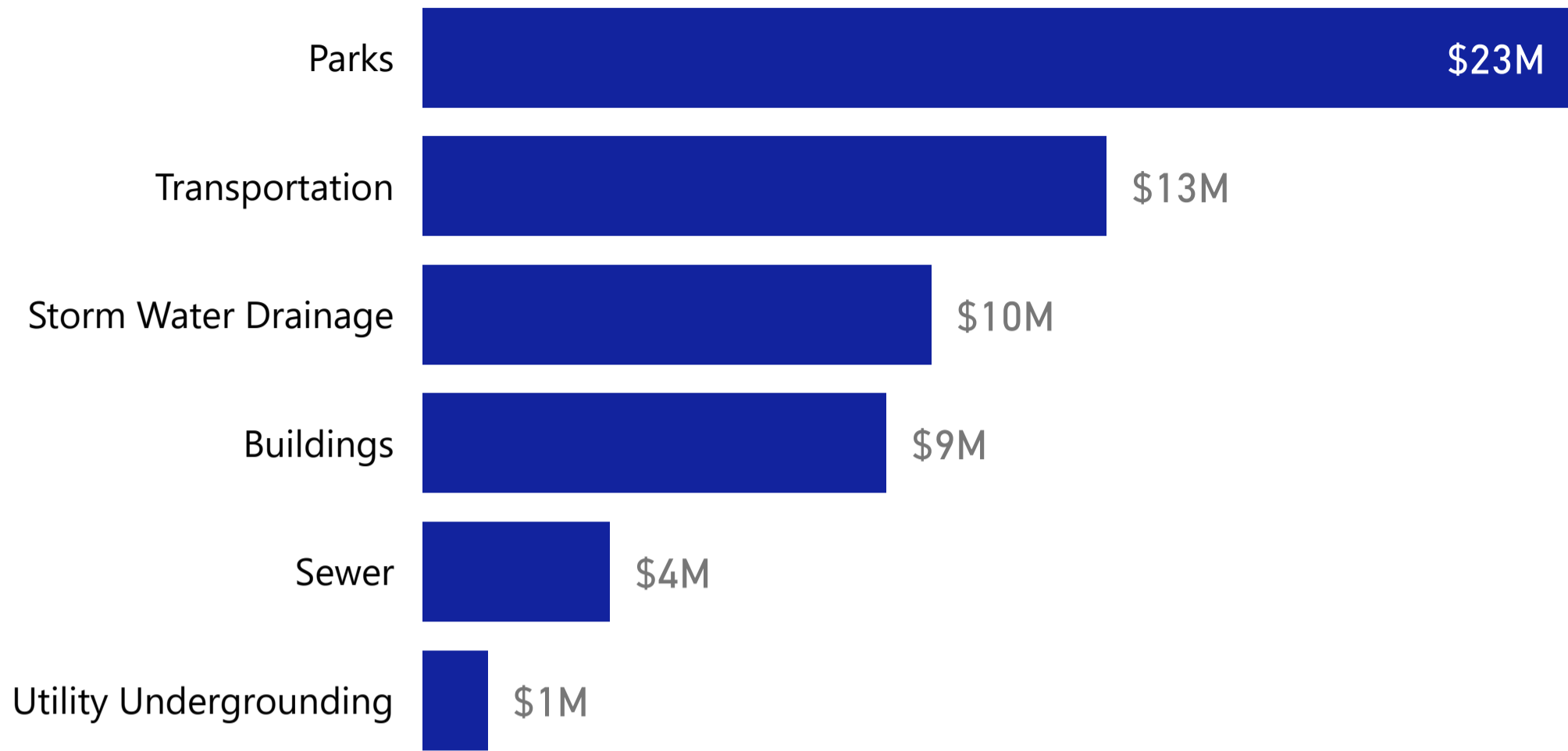
Count of Construction Projects by Asset Type




WBS	Asset Group	CIP Project Title	Total Construction Cost
B24015	Buildings	Northern Garage Dorm Repl	\$50,000
B20104	Parks	Ruffin Canyon Trail	\$90,000
S23010	Parks	MTRP Trail System Management	\$90,000
B18150	Utility Undergrounding	25th (SB) (Coronado-Grove) Rd Imp UU995	\$168,000
B18144	Utility Undergrounding	32nd St PH I (Market-F St) Rd Imp UU386	\$256,500
S14006	Parks	El Cuervo Adobe Improvements	\$292,315
B23147	Transportation	Osler Street Traffic Calming	\$346,600
B23110	Water	Black Mountain Reservoir Spillway Stairs	\$350,000
B23148	Transportation	Otay Mesa Rd Pedestrian Improvements	\$353,925
B19071	Transportation	Traffic Signal Mods Grp 19-02	\$380,350
B22062	Transportation	AC Water & Sewer Group 1029 (P)	\$383,314
B17071	Utility Undergrounding	Fanuel St III (Grand-PB Dr) Rd Imp UU188	\$400,000
B24137	Transportation	Roswell Street Overlay	\$400,000
B21114	Parks	Mt View Sports Courts ADA Improvements	\$458,026
B25083	Transportation	AC Overlay Group 2520 UUP	\$474,929
B23145	Transportation	47th St & Hartley St HAWK	\$528,480
B18147	Utility Undergrounding	21st Street (Market-L St) Rd Imp UU111	\$570,000
Total			\$466,536,222



\$ Value of Construction Contracts by Asset Type



Count of Construction Contracts by Asset Type



A 6 Months Look Ahead at Construction Contracting Opportunities

Engineering and Capital Projects Department (E&CP)

Data Date 12/1/2025



This visual does not support exporting.

Active

Number of Projects

28

Construction Contract Value

\$60.2M

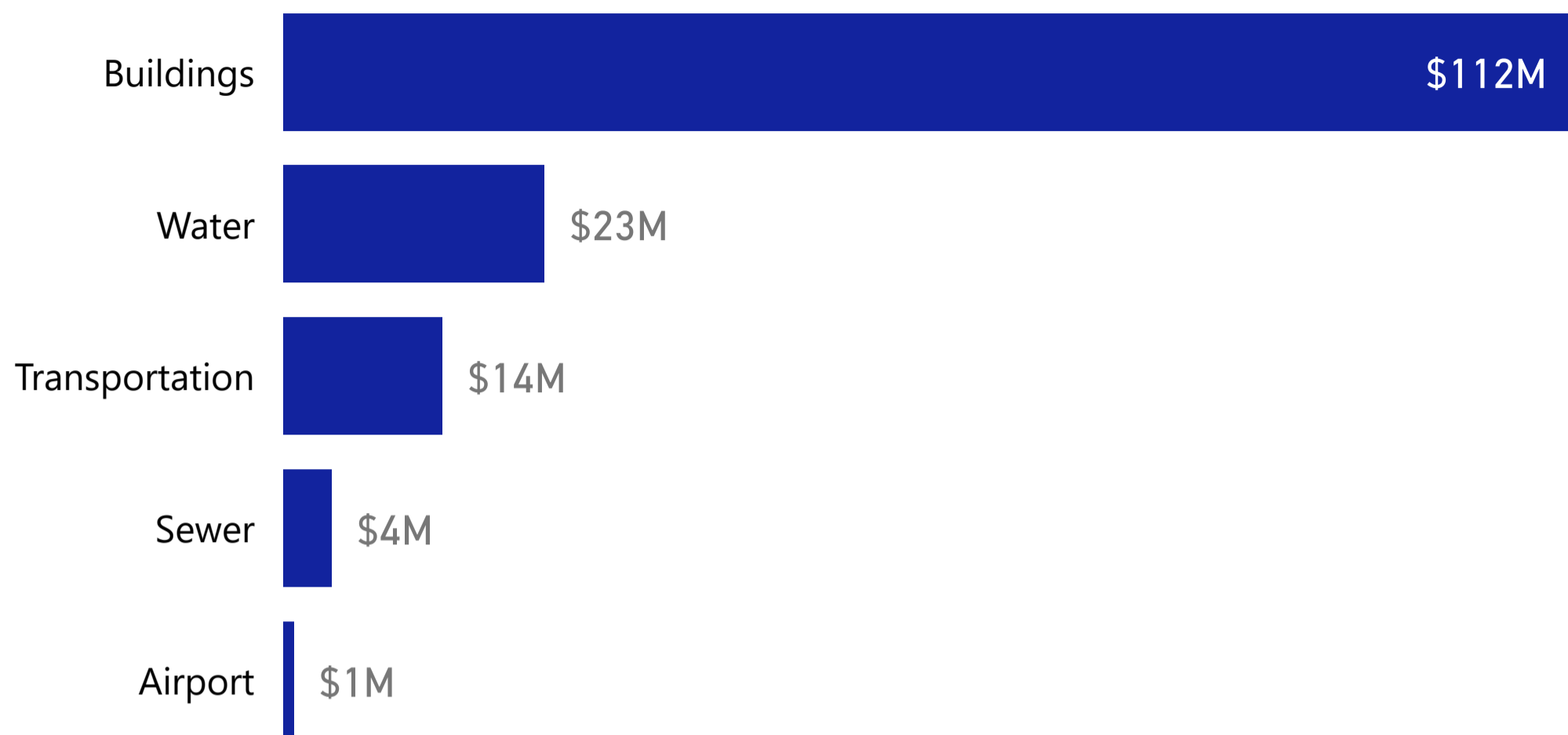
Status

- Awarded
- Advertising/Awarding
- In Design


WBS	CIP Project Title	Total Construction Cost
B20104	Ruffin Canyon Trail	\$90,000
B25036	Pump Station H ATS Emergency	\$228,187
B18148	Cass (Grand-Pacific Bch Dr) Rd Imp UU143	\$458,379
B18162	Downtown Audibles 04th & E S29	\$485,000
B25083	AC Overlay Group 2520 UUP	\$523,329
B25069	AC Overlay Group 2511C	\$608,200
B25067	AC Overlay Group 2511A	\$632,643
B25068	AC Overlay Group 2511B	\$687,808
B22149	Installation of City Owned SL 2201 (NSG)	\$800,000
B22045	Hard Court Improvements	\$810,000
B17143	Storm Drain Group 763	\$817,305
B18140	Mission Bl(Loring-Turquoise) Rd Imp UU30	\$820,734
B24135	Mission Blvd South Loring Overlay	\$930,073
B13010	Signal Mods in Barrio Logan	\$1,287,092
B23011	Willie Henderson Lighting Upgrades	\$1,300,000
B22111	Center City Traffic Signals- 15th Street	\$1,700,000
Total		\$60,224,096



\$ Value of Construction Contracts by Asset Type



Count of Construction Contracts by Asset Type



A 6 Months Look Ahead at Construction Contracting Opportunities

Engineering and Capital Projects Department (E&CP)

Data Date 12/1/2025



This visual does not support exporting.

Active

Number of Projects

14

Construction Contract Value

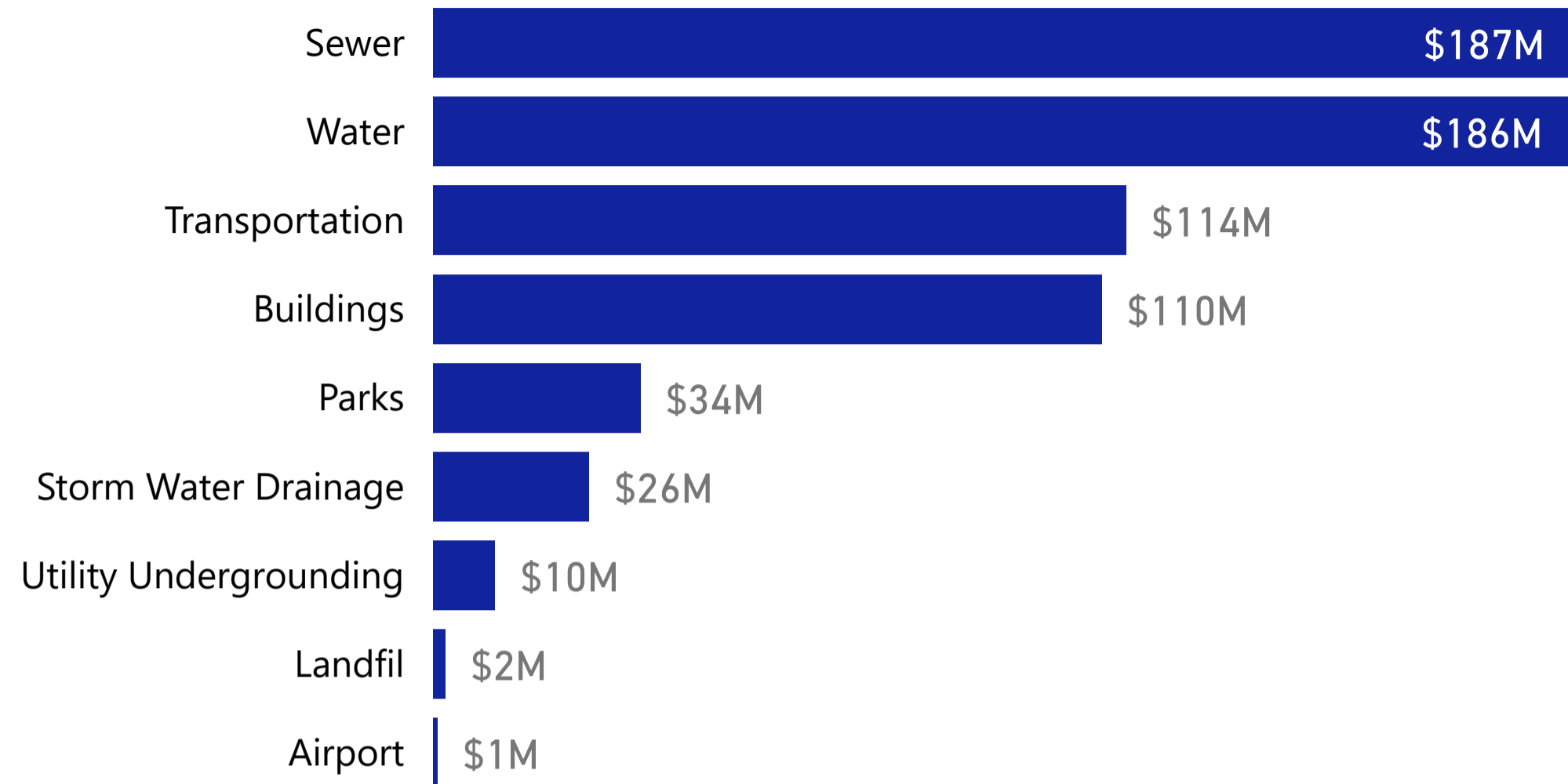
\$153.3M

Status

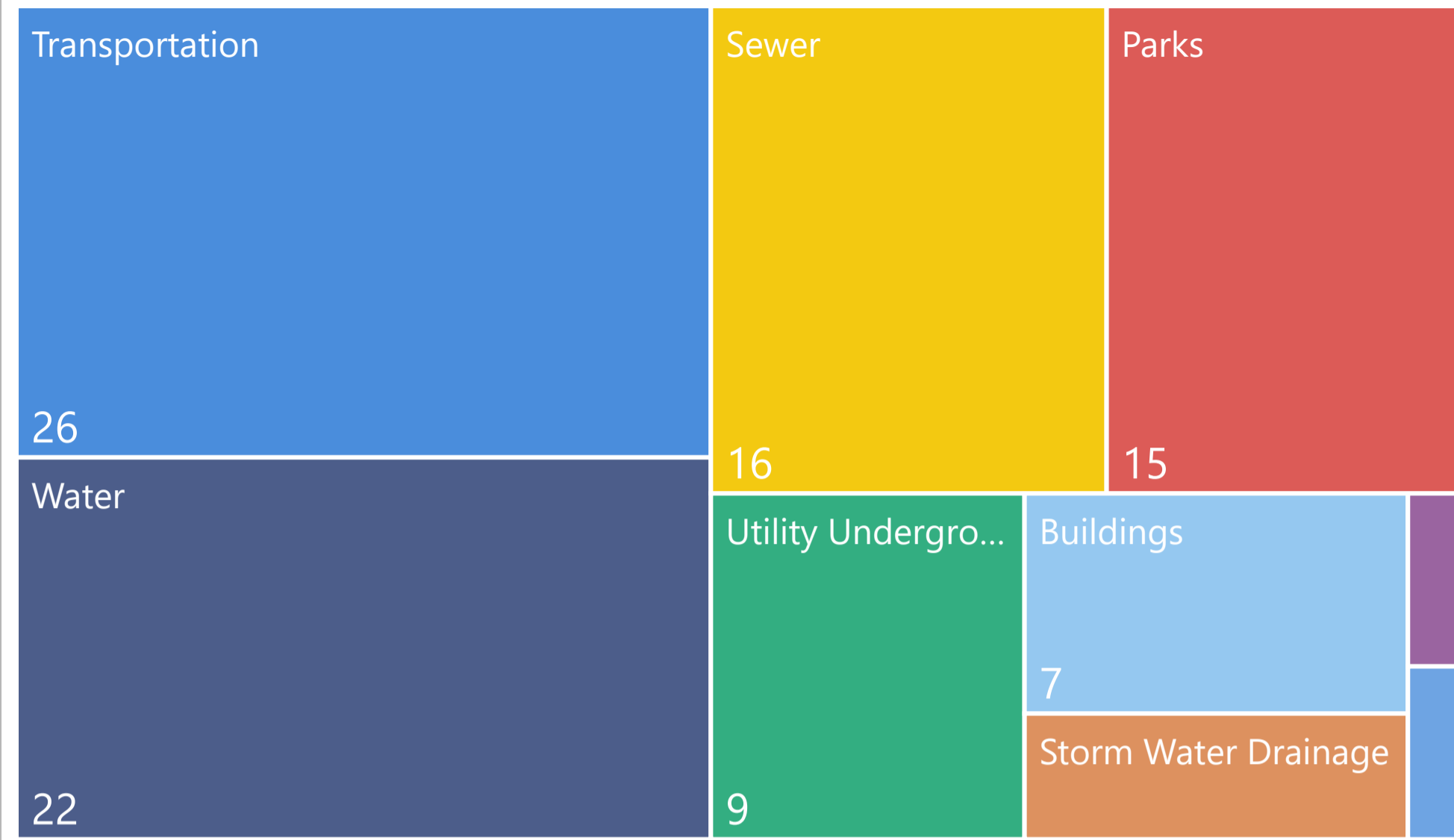
- Awarded
- Advertising/Awarding
- In Design

WBS	CIP Project Title	Total Construction Cost	C
L25001.1	MB Lifeguard Station Emergency Repair	\$200,000	9/
B24137	Roswell Street Overlay	\$400,000	9/
L24000.3	PS 2 Structural Emergency Repair	\$700,000	9/
B22157	Terminal Parking Lot East Rehabilitation	\$885,967	10/
L25001.2	MB Lifeguard Station Temp Facilities	\$2,300,000	9/
B25047	AC Overlay Group 2509	\$2,411,846	12/
B25046	AC Overlay Group 2508	\$3,014,915	12/
B20038	Chollas Creek Improv 1 (S)	\$3,478,000	10/
L22000.3	Alvarado Laboratory Improvements Trailers	\$4,134,049	8/
B23049	Miramar WTP Interim Solids Management	\$4,409,785	8/
B22015	Via De La Valle Pipeline	\$6,788,293	10/
B20039	Chollas Creek Improv 1 (W)	\$7,297,091	10/
B25007	AC Overlay Group 2507	\$7,955,000	9/
L22000.1	Alvarado Laboratory Improvements Phase 1	\$109,303,239	8/
Total		\$153,278,185	

\$ Value of Construction Contracts by Asset Type



Count of Construction Contracts by Asset Type



A 6 Months Look Ahead at Construction Contracting Opportunities

Engineering and Capital Projects Department (E&CP)

Data Date 12/1/2025



This visual does not support exporting.

Active

Number of Projects

101

Construction Contract Value

\$668.4M

Status

- Awarded
- Advertising/Awarding
- In Design

WBS	CIP Project Title	Total Construction Cost
B24104	Barrio Logan Roundabouts (W)	\$44,800
B22033	Crespo Dr (Mecca-Soledad) Improv (SD)	\$84,300
S14006	El Cuervo Adobe Improvements	\$292,315
B18017	73rd St-El Cajon Bl to Saranac-Sidewalk	\$345,000
B23147	Osler Street Traffic Calming	\$346,600
B23148	Otay Mesa Rd Pedestrian Improvements	\$353,925
B18150	25th (SB) (Coronado-Grove) Rd Imp UU995	\$368,000
B21114	Mt View Sports Courts ADA Improvements	\$458,026
B22138	Crespo Dr (Mecca-Soledad) Improv (P)	\$458,800
B18144	32nd St PH I (Market-F St) Rd Imp UU386	\$476,500
B23145	47th St & Hartley St HAWK	\$528,480
B21131	Crespo Dr (Mecca-Soledad) Improv (S)	\$575,200
B26031	Mt Hope Improvements 2 Federal Blvd SWR	\$595,000
B24117	34th & Adams HAWK	\$633,600
L24005.2	Boston Avenue and South 30th Street	\$637,120
B17071	Fanuel St III (Grand-PB Dr) Rd Imp UU188	\$650,000
Total		\$668,417,721



Asset Group	#	WBS	Grouping Number	CIP Project Title	Delivery Method	Status of Award/Advertise*	Total Construction Cost	Total Project Cost	FY+Quarter Advertising	FY+Quarter Awarding
Water	1	B24104		Barrio Logan Roundabouts (W)	Design Bid Build	In Design	\$44,800	\$67,000	FY26 Q4	FY27 Q2
Storm Water Drainage	2	B22033	G000068	Crespo Dr (Mecca-Soledad) Improv (SD)	Design Bid Build	In Design	\$84,300	\$131,277	FY26 Q4	FY27 Q2
Parks	3	B20104		Ruffin Canyon Trail	Minor Contract	Awarded	\$90,000	\$311,981	FY25 Q4	FY26 Q1
Buildings	4	L25001.1		MB Lifeguard Station Emergency Repair	Emergency (As-needed)	Advertising/Awarding	\$200,000	\$500,000	FY26 Q1	FY25 Q3
Storm Water Drainage	5	B25036		Pump Station H ATS Emergency	Emergency (City Forces)	Awarded	\$228,187	\$300,000	FY00 Q3	FY26 Q1
Parks	6	S14006		El Cuervo Adobe Improvements	Design Bid Build	In Design	\$292,315	\$956,000	FY26 Q4	FY27 Q1
Transportation	7	B18017		73rd St-El Cajon Bl to Saranac-Sidewalk	Design Bid Build	In Design	\$345,000	\$850,798	FY26 Q4	FY27 Q2
Transportation	8	B23147		Osler Street Traffic Calming	Design Bid Build	In Design	\$346,600	\$1,053,130	FY26 Q3	FY27 Q1
Transportation	9	B23148		Otay Mesa Rd Pedestrian Improvements	Design Bid Build	In Design	\$353,925	\$1,008,775	FY26 Q3	FY27 Q1
Utility Undergrounding	10	B18150	G000097	25th (SB) (Coronado-Grove) Rd Imp UU995	Design Bid Build	In Design	\$368,000	\$850,213	FY26 Q3	FY27 Q1
Transportation	11	B24137		Roswell Street Overlay	Job Order Contract	Advertising/Awarding	\$400,000	\$710,000	FY26 Q1	FY26 Q3
Parks	12	B21114		Mt View Sports Courts ADA Improvements	Design Bid Build	In Design	\$458,026	\$1,233,329	FY26 Q3	FY27 Q1
Utility Undergrounding	13	B18148	G000306	Cass (Grand-Pacific Bch Dr) Rd Imp UU143	Design Bid Build	Awarded	\$458,379	\$975,303	FY26 Q1	FY26 Q2
Transportation	14	B22138	G000068	Crespo Dr (Mecca-Soledad) Improv (P)	Design Bid Build	In Design	\$458,800	\$688,400	FY26 Q4	FY27 Q2
Utility Undergrounding	15	B18144	G000097	32nd St PH I (Market-F St) Rd Imp UU386	Design Bid Build	In Design	\$476,500	\$1,031,096	FY26 Q3	FY27 Q1
Transportation	16	B18162	G000332	Downtown Audibles 04th & E S29	Design Bid Build	Awarded	\$485,000	\$1,250,000	FY25 Q3	FY26 Q1
Transportation	17	B25083	G000306	AC Overlay Group 2520 UUP	Design Bid Build	Awarded	\$523,329	\$523,329	FY26 Q1	FY26 Q2
Transportation	18	B23145		47th St & Hartley St HAWK	Design Bid Build	In Design	\$528,480	\$992,500	FY26 Q3	FY27 Q1
Sewer	19	B21131	G000068	Crespo Dr (Mecca-Soledad) Improv (S)	Design Bid Build	In Design	\$575,200	\$930,514	FY26 Q4	FY27 Q2
Sewer	20	B26031		Mt Hope Improvements 2 Federal Blvd SWR	Job Order Contract	In Design	\$595,000	\$750,000	FY26 Q3	FY26 Q3
Transportation	21	B25069		AC Overlay Group 2511C	Design Bid Build	Awarded	\$608,200	\$815,000	FY25 Q4	FY26 Q2
Transportation	22	B25067		AC Overlay Group 2511A	Design Bid Build	Awarded	\$632,643	\$945,000	FY25 Q4	FY26 Q1
Transportation	23	B24117		34th & Adams HAWK	Design Bid Build	In Design	\$633,600	\$1,218,900	FY26 Q4	FY27 Q2
Transportation	24	L24005.2		Boston Avenue and South 30th Street	Design Bid Build	In Design	\$637,120	\$1,055,300	FY26 Q4	FY27 Q2
Utility Undergrounding	25	B17071	G000097	Fanuel St III (Grand-PB Dr) Rd Imp UU188	Design Bid Build	In Design	\$650,000	\$1,150,134	FY26 Q3	FY27 Q1
Transportation	26	B25068		AC Overlay Group 2511B	Design Bid Build	Awarded	\$687,808	\$622,808	FY25 Q4	FY26 Q2
Airport	27	B25063		Brown Field Terminal Roof Replacement	Design Bid Build	In Design	\$700,000	\$1,000,000	FY26 Q3	FY27 Q1
Sewer	28	L24000.3		PS 2 Structural Emergency Repair	Sole Source Emergency	Advertising/Awarding	\$700,000	\$6,000,000	FY26 Q1	FY25 Q2
Transportation	29	B24118		Washington & Albatross HAWK	Design Bid Build	In Design	\$706,320	\$1,455,300	FY26 Q4	FY27 Q2
Transportation	30	B22135		Milton St Burgener Blvd Curb Ext (NSG)	Design Bid Build	In Design	\$723,780	\$1,072,200	FY26 Q4	FY27 Q2
Parks	31	B19158	G000210	Dusty Rhodes Parking Lot Improvements	Design Bid Build	In Design	\$785,629	\$1,785,629	FY26 Q4	FY27 Q2
Transportation	32	B22149		Installation of City Owned SL 2201 (NSG)	Job Order Contract	Awarded	\$800,000	\$1,157,000	FY25 Q3	FY26 Q1
Transportation	33	B24096		Rosecrans St & Byron St Shel Isl Signal	Design Bid Build	In Design	\$801,600	\$1,696,600	FY26 Q4	FY27 Q2
Parks	34	B22045		Hard Court Improvements	Job Order Contract	Awarded	\$810,000	\$1,200,000	FY25 Q4	FY26 Q1
Storm Water Drainage	35	B17143		Storm Drain Group 763	Design Bid Build	Awarded	\$817,305	\$2,679,869	FY25 Q3	FY26 Q1
Utility Undergrounding	36	B18140	G000306	Mission Bl(Loring-Turquoise) Rd Imp UU30	Design Bid Build	Awarded	\$820,734	\$1,510,286	FY26 Q1	FY26 Q2
Airport	37	B22157		Terminal Parking Lot East Rehabilitation	Job Order Contract	Advertising/Awarding	\$885,967	\$1,536,487	FY26 Q2	FY26 Q3
Water	38	B21132	G000068	Crespo Dr (Mecca-Soledad) Improv (W)	Design Bid Build	In Design	\$918,600	\$1,474,336	FY26 Q4	FY27 Q2
Transportation	39	B24135	G000306	Mission Blvd South Loring Overlay	Design Bid Build	Awarded	\$930,073	\$1,420,780	FY26 Q1	FY26 Q2
Transportation	40	B23030		Linda Vista & Comstock Intersection Upg	Design Bid Build	In Design	\$955,250	\$1,534,630	FY26 Q3	FY27 Q1
Utility Undergrounding	41	B18147	G000097	31st Street (Market-L St) Rd Imp UU11	Design Bid Build	In Design	\$1,090,000	\$1,597,596	FY26 Q3	FY27 Q1
Transportation	42	B23076		32nd St & Market St Intersection Upgrade	Design Bid Build	In Design	\$1,093,040	\$1,450,000	FY26 Q4	FY27 Q2
Transportation	43	B22101		Front & Washington TS Modification	Design Bid Build	In Design	\$1,100,000	\$1,830,689	FY26 Q4	FY27 Q2
Transportation	44	L24005.1		Bardsley Street and Newton Avenue	Design Bid Build	In Design	\$1,120,392	\$1,832,800	FY26 Q4	FY27 Q2
Water	45	B23075		Miramar Valve No2 Replacement	Job Order Contract	In Design	\$1,200,000	\$2,067,521	FY26 Q4	FY26 Q4
Parks	46	B19180	G000210	Dusty Rhodes Comfort Station Improvement	Design Bid Build	In Design	\$1,200,000	\$2,765,334	FY26 Q4	FY27 Q2
Transportation	47	B15047		Division St & Osborn St Traffic Signal	Design Bid Build	In Design	\$1,220,000	\$2,142,278	FY26 Q3	FY27 Q1
Utility Undergrounding	48	B18129		Block 7T - Allied Gardens SL UU65	Job Order Contract	In Design	\$1,235,700	\$1,759,000	FY26 Q3	FY26 Q4
Utility Undergrounding	49	B18137	G000097	Coronado SB (27th SB-Madden)Rd Imp UU193	Design Bid Build	In Design	\$1,245,000	\$1,672,754	FY26 Q3	FY27 Q1



Asset Group	#	WBS	Grouping Number	CIP Project Title	Delivery Method	Status of Award/Advertise*	Total Construction Cost	Total Project Cost	FY+Quarter Advertising	FY+Quarter Awarding
Transportation	50	B20140		Mississippi St @ El Cajon Blvd T/Signal	Design Bid Build	In Design	\$1,250,000	\$2,300,000	FY26 Q3	FY27 Q1
Transportation	51	B13010		Signal Mods in Barrio Logan	Job Order Contract	Awarded	\$1,287,092	\$2,151,901	FY25 Q2	FY26 Q1
Transportation	52	B19056		Torrey Pines Rd, Prospect-Coast Walk GR	Design Bid Build	In Design	\$1,288,535	\$2,729,983	FY26 Q3	FY27 Q1
Parks	53	B23011		Willie Henderson Lighting Upgrades	Design Bid Build	Awarded	\$1,300,000	\$2,132,550	FY25 Q3	FY26 Q1
Utility Undergrounding	54	B18136	G000097	Howard PHI-II(Park-Texas) Rd Imp UU71-72	Design Bid Build	In Design	\$1,321,000	\$1,896,501	FY26 Q3	FY27 Q1
Parks	55	B24101		Southcrest CP Lighting Improvements	Design Bid Build	In Design	\$1,353,000	\$2,351,363	FY26 Q4	FY27 Q2
Sewer	56	B19206	G000125	Mission Valley West Improv 1 (S)	Design Bid Build	In Design	\$1,463,637	\$1,814,057	FY26 Q3	FY27 Q1
Transportation	57	B23086		Sunset Cliffs Devonshire Series Circuit	Job Order Contract	In Design	\$1,517,194	\$3,406,300	FY26 Q3	FY27 Q1
Transportation	58	B22111	G000332	Center City Traffic Signals-15th Street	Design Bid Build	Awarded	\$1,700,000	\$2,709,981	FY25 Q3	FY26 Q1
Utility Undergrounding	59	B18138	G000097	Wightman (Chamoune -Euclid) Rd Imp UU388	Design Bid Build	In Design	\$1,720,000	\$2,240,000	FY26 Q3	FY27 Q1
Sewer	60	B21125		Sewer Pump Station 11 Repair	Design Bid Build	In Design	\$1,750,000	\$3,000,000	FY26 Q4	FY27 Q2
Buildings	61	B22080		Police HQ Security Fencing	Design Bid Build	Awarded	\$1,793,082	\$3,014,350	FY25 Q4	FY26 Q1
Transportation	62	B14015		Beyer Bl @ Smythe Ave Traffic Signal	Job Order Contract	In Design	\$1,814,900	\$2,498,377	FY26 Q4	FY27 Q1
Transportation	63	B19049		Camino Del Rio West & Moore St Median	Design Bid Build	In Design	\$1,872,242	\$2,625,183	FY26 Q3	FY27 Q1
Transportation	64	B15065		Pacific Beach TS Interconnect Upgrade	Job Order Contract	In Design	\$1,907,076	\$3,721,865	FY26 Q3	FY27 Q1
Buildings	65	B22139		Scripps Miramar Ranch Library Roof Repl	Job Order Contract	Awarded	\$1,925,817	\$3,267,971	FY25 Q2	FY26 Q2
Storm Water Drainage	66	B16111		Green Infrastructure Group 1012	Design Bid Build	In Design	\$1,958,596	\$4,768,035	FY26 Q3	FY27 Q1
Landfil	67	B22031		South Chollas Landfill Gas Collection System Improvem	Design Bid Build	In Design	\$2,000,000	\$3,000,000	FY26 Q3	FY26 Q3
Parks	68	B19163		Rose Marie Starns Parking Lot Imprvmts	Job Order Contract	Awarded	\$2,000,474	\$4,044,832	FY26 Q1	FY26 Q1
Utility Undergrounding	69	B18142	G000097	Block 6DD1 (Clairemont Mesa)Rd Imp UU410	Design Bid Build	In Design	\$2,032,250	\$2,896,061	FY26 Q3	FY27 Q1
Parks	70	B20054		West Sycamore Staging Area	Design Bid Build	In Design	\$2,100,000	\$3,935,188	FY26 Q3	FY27 Q1
Transportation	71	B26039		Carmel Mountain TS Emergency	Sole Source Emergency	Awarded	\$2,200,000	\$2,500,000	FY26 Q1	FY26 Q1
Parks	72	B19212		Robb Field Gateway Path	Design Bid Build	In Design	\$2,242,915	\$3,233,046	FY26 Q3	FY27 Q2
Water	73	L23001.1		El Camino Real Pipeline North	Design Bid Build	In Design	\$2,293,900	\$3,699,194	FY26 Q3	FY27 Q1
Buildings	74	L25001.2		MB Lifeguard Station Temp Facilities	Emergency (As-needed)	Advertising/Awarding	\$2,300,000	\$3,500,000	FY26 Q1	FY25 Q3
Parks	75	B20060		Chicano Park Improvements Phase III	Job Order Contract	In Design	\$2,402,065	\$3,224,321	FY26 Q4	FY26 Q4
Transportation	76	B25047		AC Overlay Group 2509	Job Order Contract	Advertising/Awarding	\$2,411,846	\$3,211,846	FY26 Q2	FY26 Q3
Transportation	77	B19069		Traffic Signal Mods Grp 19-01	Design Bid Build	In Design	\$2,438,000	\$3,637,100	FY26 Q3	FY27 Q1
Water	78	B22037		Otay WTP Raw Water PS Switchboard Replac	Design Bid Build	In Design	\$2,500,000	\$4,700,000	FY26 Q4	FY27 Q2
Transportation	79	B21120		Palm Ave Traffic Signal Modification(VZ)	Design Bid Build	In Design	\$2,608,880	\$3,511,200	FY26 Q4	FY27 Q3
Transportation	80	B22150		Palm Ave I-5 to Georgia Street Repairs	Design Bid Build	In Design	\$2,680,000	\$4,000,000	FY26 Q4	FY27 Q3
Parks	81	L20000.1		Rancho Bernardo CP Lighting Improvements	Design Bid Build	In Design	\$2,721,518	\$4,000,000	FY26 Q4	FY27 Q2
Sewer	82	B22091	G000240	Golden Hill Improv 2 (S)	Design Bid Build	In Design	\$2,820,220	\$4,570,020	FY26 Q3	FY27 Q1
Water	83	B22020		Fairmount Park Improv 1 (W)	Design Bid Build	In Design	\$2,890,054	\$5,396,004	FY26 Q3	FY27 Q3
Parks	84	S22004		John Baca Park	Design Bid Build	In Design	\$2,906,100	\$4,996,000	FY26 Q4	FY27 Q2
Buildings	85	B21070	G000078	Solar Implementation @ EMTS Lab Bldg	Design Bid Build	In Design	\$2,930,204	\$4,200,585	FY26 Q4	FY27 Q2
Parks	86	B23028		Memorial Park Lighting Improvements	Design Bid Build	In Design	\$2,998,070	\$4,550,570	FY26 Q4	FY27 Q2
Transportation	87	B25046		AC Overlay Group 2508	Job Order Contract	Advertising/Awarding	\$3,014,915	\$3,800,000	FY26 Q2	FY26 Q3
Parks	88	S25004		Ofc. Jeremy Henwood Park Play Area Repl	Design Build	In Design	\$3,069,000	\$4,250,000	FY26 Q3	FY26 Q4
Parks	89	S13008		Mohnike Adobe and Barn Restoration	Design Bid Build	In Design	\$3,451,214	\$5,086,018	FY26 Q4	FY27 Q2
Buildings	90	S15034		Junipero Serra Museum ADA Improvements	Design Bid Build	In Design	\$3,469,439	\$7,089,938	FY26 Q4	FY27 Q2
Sewer	91	B20038	G000095	Chollas Creek Improv 1 (S)	Job Order Contract	Advertising/Awarding	\$3,478,000	\$5,108,360	FY26 Q2	FY26 Q3
Water	92	B20123		Gateway Hills Pump Station	Design Bid Build	In Design	\$3,500,000	\$7,027,936	FY26 Q4	FY27 Q2
Storm Water Drainage	93	B26050		1687 Torrance St SD Emergency	Emergency (As-needed)	In Design	\$3,500,000	\$4,000,000	FY26 Q4	FY26 Q2
Transportation	94	B25049		AC Overlay Group 2511	Job Order Contract	Awarded	\$3,622,000	\$4,348,150	FY25 Q4	FY26 Q1
Sewer	95	B18183		Accelerated Sewer Referral Group 847	Design Bid Build	Awarded	\$3,687,264	\$6,855,331	FY25 Q3	FY26 Q1
Sewer	96	B23037	G000254	Pacific Beach Improv 2 (S)	Design Bid Build	In Design	\$3,774,870	\$5,963,133	FY26 Q4	FY27 Q1
Sewer	97	B21075		Valencia Park Improv 3 (s)	Design Bid Build	In Design	\$3,940,000	\$5,465,708	FY26 Q4	FY27 Q1
Parks	98	L24003.1		Howard Lane Park	Design Bid Build	In Design	\$4,000,000	\$5,000,000	FY26 Q4	FY27 Q2
Parks	99	B19181	G000210	Dusty Rhodes Playground	Design Bid Build	In Design	\$4,000,000	\$5,205,715	FY26 Q4	FY27 Q2
Water	100	L22000.3		Alvarado Laboratory ImprovementsTrailers	Job Order Contract	Advertising/Awarding	\$4,134,049	\$6,000,000	FY26 Q1	FY27 Q1



Asset Group	#	WBS	Grouping Number	CIP Project Title	Delivery Method	Status of Award/Advertise*	Total Construction Cost	Total Project Cost	FY+Quarter Advertising	FY+Quarter Awarding
Storm Water Drainage	101	B16094	G000331	Jamacha Lomita Storm Drain	Design Bid Build	Awarded	\$4,227,242	\$6,839,000	FY25 Q3	FY26 Q1
Parks	102	B23071		Balboa Park Golf Course Improvements	Design Build	Awarded	\$4,284,863	\$6,400,000	FY25 Q4	FY26 Q2
Water	103	B23049		Miramar WTP Interim Solids Management	Design Bid Build	Advertising/Awarding	\$4,409,785	\$5,612,453	FY26 Q1	FY27 Q1
Water	104	B19196	G000125	Mission Valley West Improv 1 (W)	Design Bid Build	In Design	\$4,730,088	\$7,853,876	FY26 Q3	FY27 Q1
Storm Water Drainage	105	B25096		4918/4980 Canterbury Dr SD Emergency	Emergency (As-needed)	Awarded	\$4,750,000	\$6,000,000	FY26 Q1	FY26 Q1
Water	106	B20023		La Jolla Improv 3 (W)	Design Bid Build	In Design	\$5,000,000	\$7,635,820	FY26 Q3	FY26 Q4
Sewer	107	B24113		PLWTP Sludge Pump Replacement	Design Bid Build	In Design	\$5,188,000	\$8,300,000	FY26 Q3	FY27 Q1
Buildings	108	S23013		City Hts Library Performance Annex Imp	Design Build	Awarded	\$5,417,724	\$6,514,956	FY25 Q3	FY26 Q1
Parks	109	B22047		Dr. Bertha O. Pendleton Park Improvement	Design Bid Build	Awarded	\$5,451,882	\$7,852,573	FY25 Q3	FY26 Q1
Sewer	110	B22008		Chollas View Improv 1 (S)	Design Bid Build	In Design	\$5,501,610	\$8,724,500	FY26 Q3	FY27 Q1
Water	111	B18115	G000110	Sewer & AC Water Group 1055 (W)	Design Bid Build	In Design	\$5,800,000	\$8,244,046	FY26 Q3	FY26 Q4
Water	112	B18107	G000100	AC Water & Sewer Group 1054 (W)	Design Bid Build	In Design	\$5,926,116	\$7,156,615	FY26 Q4	FY27 Q2
Water	113	B22015		Via De La Valle Pipeline	Design Build	Advertising/Awarding	\$6,788,293	\$10,023,393	FY26 Q2	FY26 Q3
Water	114	B23038	G000254	Pacific Beach Improv 2 (W)	Design Bid Build	In Design	\$7,129,170	\$10,390,930	FY26 Q4	FY27 Q1
Sewer	115	B18108	G000100	AC Water and Sewer Group 1054 (S)	Design Bid Build	In Design	\$7,165,953	\$8,789,092	FY26 Q4	FY27 Q2
Water	116	B20039	G000095	Chollas Creek Improv 1 (W)	Job Order Contract	Advertising/Awarding	\$7,297,091	\$9,818,519	FY26 Q2	FY26 Q3
Water	117	B20010	G000037	Colina Del Sol Improv 1 (W)	Design Bid Build	In Design	\$7,652,760	\$11,583,516	FY26 Q3	FY26 Q4
Transportation	118	B25007		AC Overlay Group 2507	Design Bid Build	Advertising/Awarding	\$7,955,000	\$9,550,000	FY26 Q1	FY26 Q4
Buildings	119	S20015		Ocean Beach Branch Library	Design Build	In Design	\$8,195,649	\$12,751,489	FY26 Q3	FY26 Q4
Water	120	B16017		Pressure Reducing Stations Upgrades Phs1	Design Bid Build	In Design	\$8,600,000	\$12,305,000	FY26 Q3	FY26 Q4
Parks	121	S00995		HIDDEN TRAILS NEIGHBORHOOD PARK	Design Bid Build	Awarded	\$8,685,000	\$12,577,230	FY25 Q4	FY26 Q1
Sewer	122	B20001		STORM WATER DIVERSION AT THE PLWTP	Design Bid Build	In Design	\$8,756,775	\$12,922,725	FY26 Q4	FY27 Q1
Sewer	123	B18112	G000110	Sewer & AC Water Group 1055 (S)	Design Bid Build	In Design	\$9,000,000	\$11,881,393	FY26 Q3	FY26 Q4
Water	124	B18104	G000127	Alvarado TS Water Main Relocations	Design Bid Build	In Design	\$9,403,562	\$11,447,867	FY26 Q3	FY27 Q1
Water	125	B23085		NCPWF/NCWRP Warehouse Storage	Design Build	In Design	\$10,100,000	\$12,188,000	FY26 Q3	FY27 Q1
Sewer	126	B20008	G000037	Colina Del Sol Improv 1 (S)	Design Bid Build	In Design	\$10,462,084	\$15,617,179	FY26 Q3	FY26 Q4
Buildings	127	B20096		Willie Henderson Sports Complex Imp	Design Bid Build	In Design	\$13,393,226	\$18,775,465	FY26 Q3	FY27 Q1
Water	128	B19142		Pacific Beach Improv 1 (W)	Design Bid Build	In Design	\$13,750,000	\$16,693,510	FY26 Q4	FY27 Q2
Water	129	B21108		San Carlos Reservoir Replacement	Design Bid Build	In Design	\$14,000,000	\$17,800,000	FY26 Q4	FY27 Q2
Water	130	B25014		AC Water & Sewer Group 1033 North (W)	Design Bid Build	In Design	\$15,202,839	\$18,302,568	FY26 Q3	FY27 Q1
Water	131	B22093	G000240	Golden Hill Improv 2 (W)	Design Bid Build	In Design	\$16,842,000	\$21,332,400	FY26 Q3	FY27 Q1
Sewer	132	B20122		SBWRP Reverse Osmosis System	Design Bid Build	In Design	\$19,000,000	\$28,238,384	FY26 Q3	FY27 Q1
Buildings	133	S14017		Fire Station No. 51 Skyline Hills	Design Bid Build	In Design	\$20,000,000	\$31,255,000	FY26 Q3	FY27 Q2
Storm Water Drainage	134	B19095	G000100	Streamview Drive Green Infrastructure	Design Bid Build	In Design	\$20,008,255	\$24,814,862	FY26 Q4	FY27 Q2
Water	135	S21004		Rancho Bernardo Industrial Pump Stn Repl	Design Bid Build	In Design	\$20,100,000	\$29,220,919	FY26 Q4	FY27 Q2
Sewer	136	B00429		Buchanan Canyon Sewer B (UP)	Design Bid Build	In Design	\$20,930,286	\$24,252,420	FY26 Q3	FY27 Q1
Transportation	137	S18000	G000100	Streamview Drive Improvements Phase 2	Design Bid Build	In Design	\$21,806,669	\$27,637,157	FY26 Q4	FY27 Q2
Buildings	138	S00784		FIRE STATION #49 OTAY MESA	Design Build	In Design	\$23,317,263	\$39,165,038	FY26 Q4	FY27 Q4
Water	139	B16158		Otay 2nd Pipeline Phase 3	Design Bid Build	In Design	\$28,600,000	\$42,266,000	FY26 Q3	FY27 Q1
Buildings	140	S21003	G000078	EMTS Lab Remodel at NTC	Design Bid Build	In Design	\$38,352,047	\$54,125,501	FY26 Q4	FY27 Q2
Transportation	141	S00856		El Camino Real to ViaDeLaValle (1/2mile)	Design Bid Build	In Design	\$63,475,513	\$92,355,580	FY26 Q3	FY27 Q1
Sewer	142	S15019	G000127	Alvarado Trunk Sewer Phase IV	Design Bid Build	In Design	\$85,600,000	\$109,962,893	FY26 Q3	FY27 Q1
Buildings	143	L22000.1		Alvarado Laboratory Improvements Phase 1	Design Build	Advertising/Awarding	\$109,303,239	\$161,245,482	FY26 Q1	FY27 Q2
143							\$881,920,002	\$1,268,619,897		

*Projects under the status of "In Design" are forecasted to finish the design stage, and are ready to enter the bidding stage in the next 6 months. Please note that funding and other factors may affect the above timelines.
 Projects under the status of "Advertising/ Awarding" are currently in the process of being advertised and/or awarded.
 Projects under the status of "Awarded" have been awarded in the fiscal year preceding the data date of this report.

ENGINEERING & CAPITAL PROJECTS DEPARTMENT



E&CP's goal is to provide exceptional engineering services throughout the duration of a project, from planning and design through construction for the Capital Improvements Program (CIP).

PROGRAMS AND SERVICES



CIP PLANNING AND PROJECT INITIATION



DESIGN & ENGINEERING



BID & AWARD



CONSTRUCTION MANAGEMENT



CONSTRUCTION STORMWATER AND ADA COMPLIANCE



PROJECT LABOR AGREEMENT (PLA)



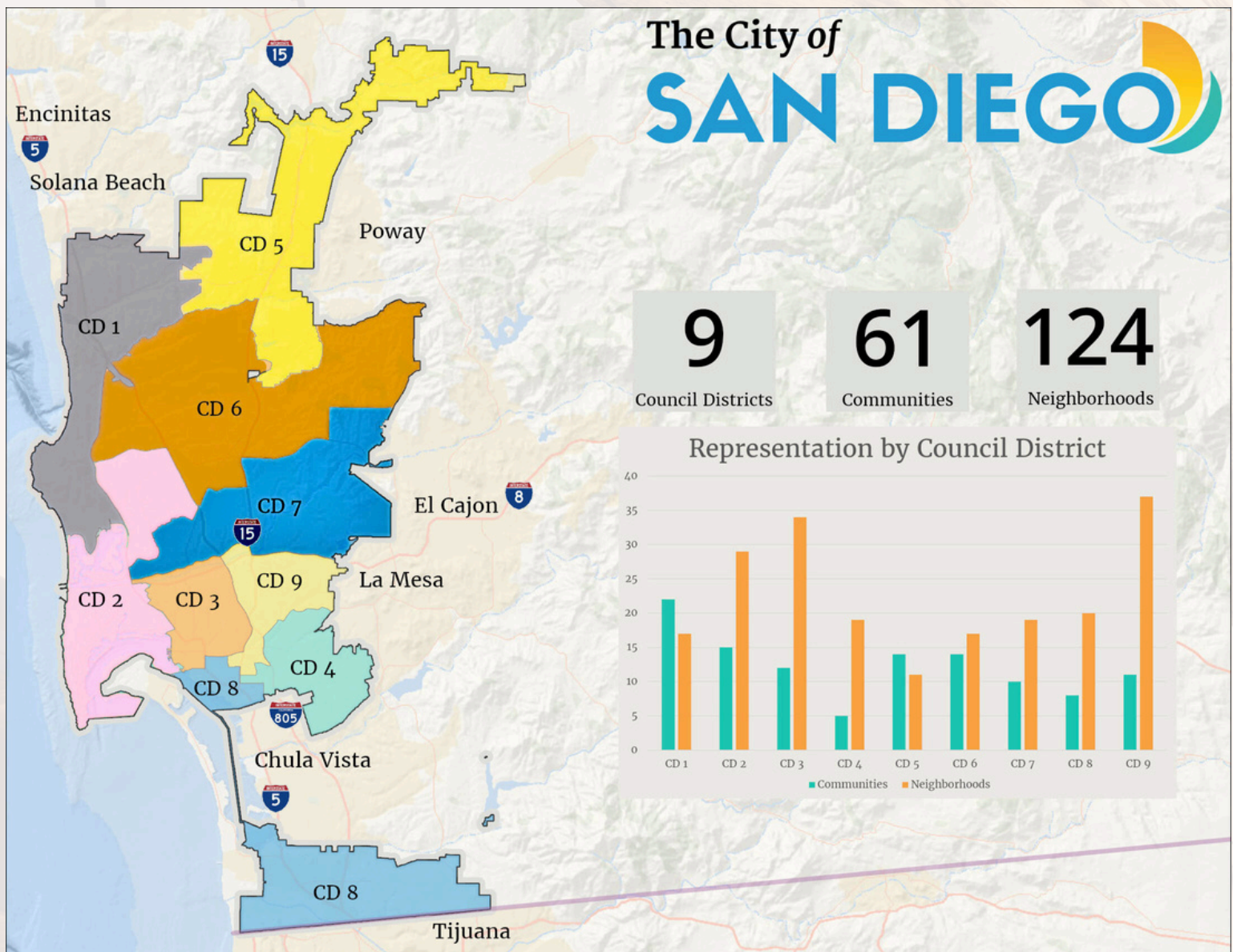
AS-NEEDED, JOB ORDER CONTRACTING (JOC)



PUBLIC WORKS CONTRACTS AND ENGINEERING/DESIGN STANDARDS

CITY ENGINEER AUTHORITY

MAP OF THE 9 COUNCIL DISTRICTS IN SAN DIEGO



PRIORITIZATION CRITERIA FOR PROJECTS

Council Policy no. 800-14 details project prioritization factors. The criteria Here are the seven criteria we'll include:

- **Health, safety, & environment.** Reduces accidents and hazards while improving integrity and reliability of infrastructure.
- **Asset conditions.** Addresses substandard assets, improves reliability and extends useful life of assets.
- **Equal & equitable community investment.** Improves access for all people and contributes to economic development and revitalization efforts.
- **Sustainability & conservation.** Promotes climate resiliency and improves the health of the community and natural environment.
- **Funding availability.** Are more likely to receive funding and/or have an identified funding source.
- **Project readiness.** Can be delivered expeditiously and have fewer legal and/or environmental challenges.
- **Bundling & benefits.** Multiple category benefit and bundling opportunities reduce costs.



HEALTH & SAFETY

Creates a safer and healthier community for everyone



EXISTING CONDITIONS

Addresses issues with County property and reduces future repair costs



COLLABORATION

Driven by communities and/or involves community groups or other agencies



ENVIRONMENT

Prepares for climate change and improves air and water quality



REQUIRED WORK

Address and meets the County, State, and Federal codes and regulations



IMPROVEMENT

Builds or upgrades County facilities (streets, sidewalks, lights, etc.)



ECONOMY

Helps local business thrive and improves access to opportunities



PROJECT READINESS

Some work has been planned and/or started

CIP MAPS TOOL FROM CIP WEBSITE



Engineering & Capital Projects CIP Project Look Up Updated As Of: 12/1/2025

CIP Project Look Up Click Here for Council District - CIP Project Information Search Project ID Search for CIP by Project Name

General Information				Project Location	
No Project Selected				<p>Click Here for CIP Map Viewer</p>	
Project ID Number	Project Phase	Project Asset Category	Bundled Projects		
Contact Person		Contractor			
Construction Contract Type		Estimated Construction Duration (months)			
Community Area (s)				Neighborhood (s)	
Estimated Project Financials					
Total Project Cost		Construction Contract Value		Funding Status	
Estimated Project Timeline					
Preliminary Engineering Start	Design End	Construction Start	Construction Completion	Construction Close Out	

Project Management Office (PMO) Division City of San Diego

Engineering & Capital Projects Map Dashboard Street Overlay Tracker

Find address, project, or street

287.50	FICS & FICS Overlay Lane Miles
13.6	FICS & FICS Completed Overlay Lane Miles
226.51	FICS & FICS Completed Overlay Lane Miles

Opening Task Months: 0 Project Status: Completed

FICS Lane Miles: 0 FICS Lane Miles

Engineering & Capital Projects CIP Map Viewer

Find address or project



Stormwater and Water Quality



Library



Transportation



Water System



Airports



Wastewater System



Parks & Recreation



Buildings and Structure

CIP BUDGET DEVELOPMENT



Asset Management Department Needs



**Council and Communities Infrastructure
Priorities Survey**



**Council Policy: 000-32
Neighborhood Input on Infrastructure
Needs and Priorities**



**Council Policy 800-14
Prioritizing Capital Improvements
Program Projects**

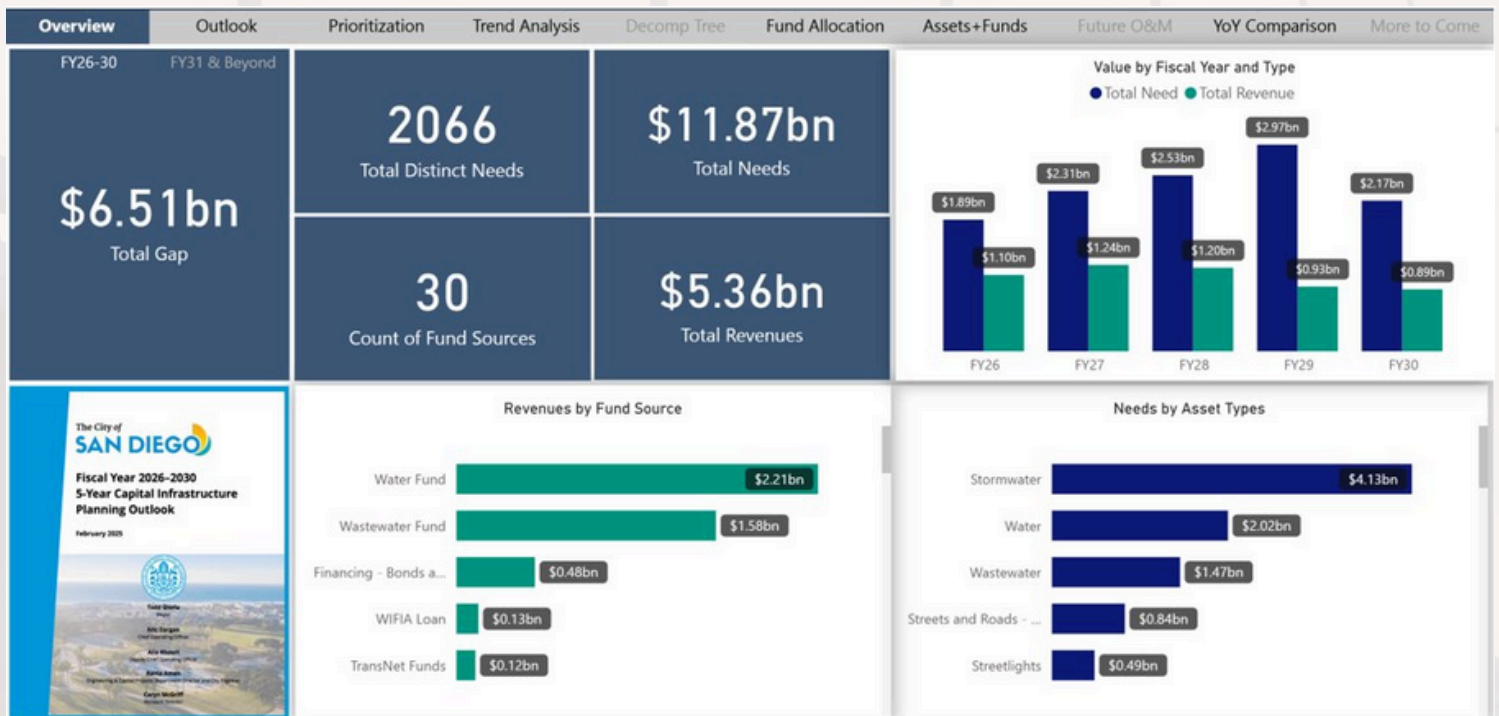


**Capital Improvements Program
Transparency Policy 000-31**

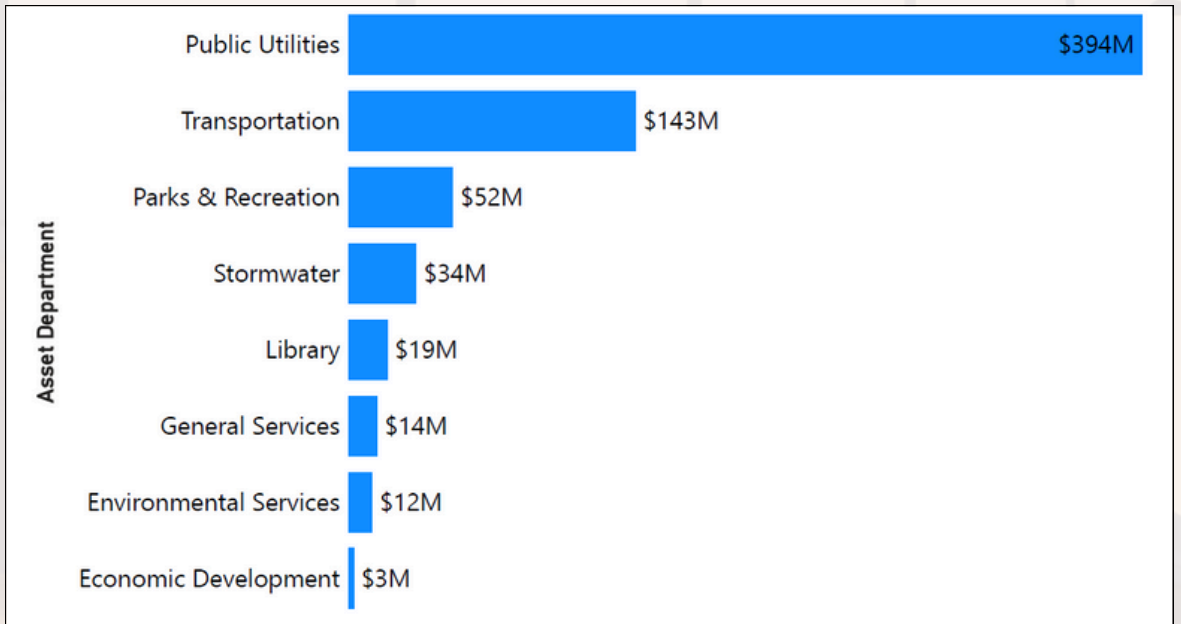
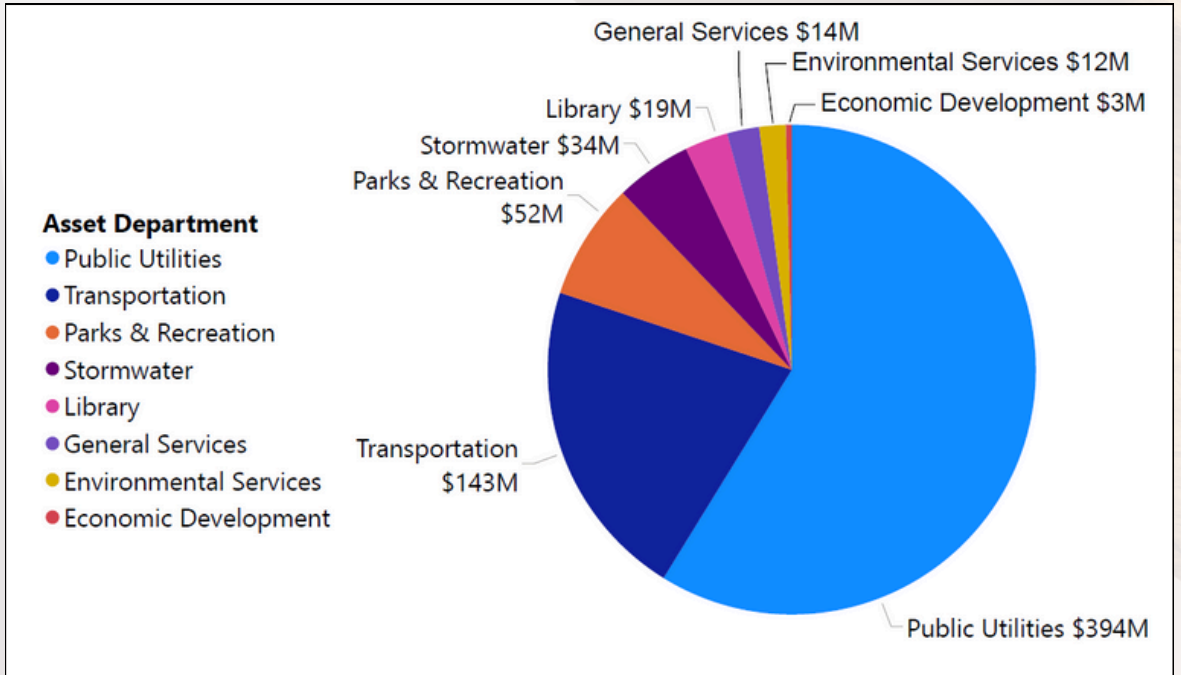


FISCAL YEAR 2026-2031 **FIVE-YEAR** **CIP OUTLOOK**

The 5-Year Capital Infrastructure Planning Outlook is a strategic planning tool that monitors and evaluates funding availability while considering new needs and policies

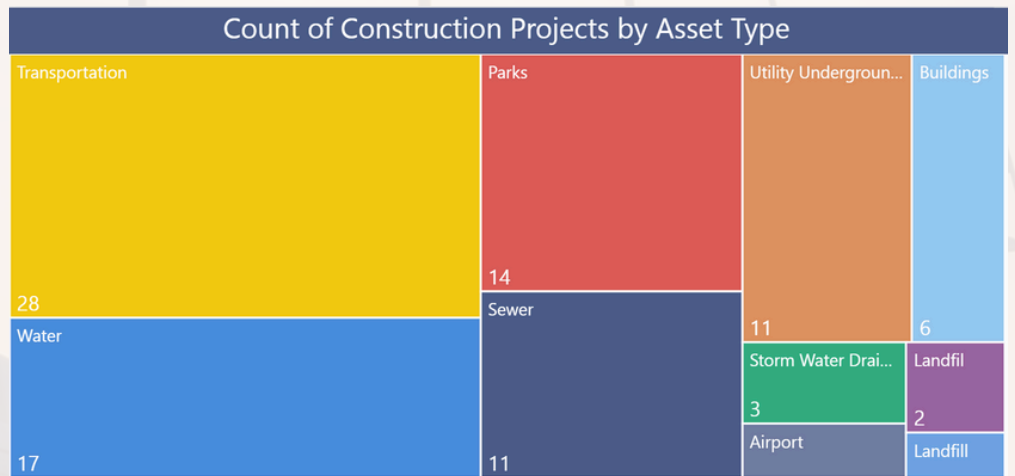
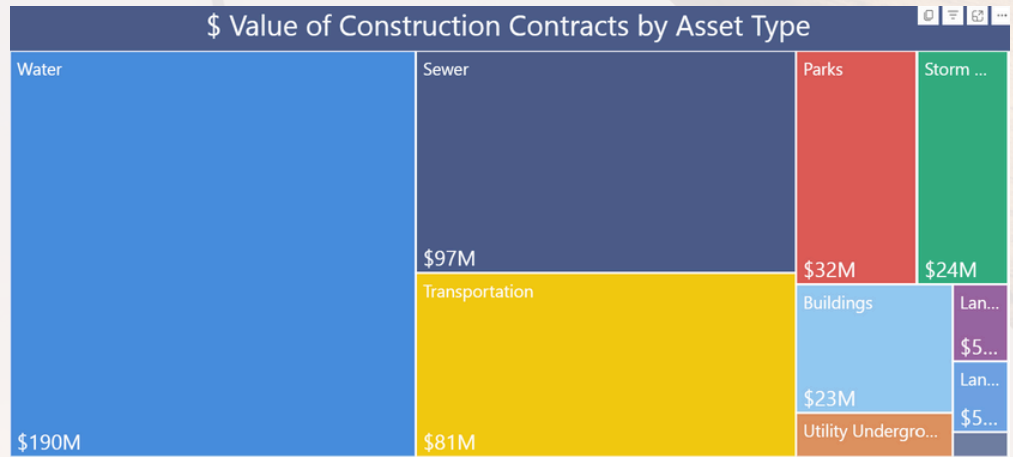


FISCAL YEAR 2026 ADOPTED CIP BUDGET BY ASSET DEPARTMENT



As part of its yearly award goal, the City is planning to award 95 CIP projects in FY26 that are valued at \$466M in total construction value. These projects include a variety of asset types, reflecting the City’s continued investment in infrastructure throughout San Diego.

UPCOMING CONSTRUCTION CONTRACTS



95		\$466,536,222
Number of Projects		Total Construction Cost
Q1	23	\$49,486,297
Q2	15	\$59,502,317
Q3	35	\$134,484,199
Q4	22	\$223,063,409