



CONSTRUCTION NETWORK
Connecting Owners to AEC and CM Industries

K-12 Facility Projects

Project Updates & Contracting Opportunities
4/29/26

Temecula Valley Unified School District

Amber Perez
Director of Facilities Development

Alvord Unified School District

Ryan Carter
Director III – Facilities

Desert Sands Unified School District

Patrick Cisneros
Director, Facilities Services

Fontana Unified School District

Samer Alzubaidi
Executive Director, Facilities/M&O/Transportation

PLATINUM SPONSORS



PROJECT SUPPORT SERVICES



C.W. Driver

BUILDERS SINCE 1919



NEXTMOD

ELEVATE TODAY, DEFINE TOMORROW



GOLD SPONSOR

Balfour Beatty

SILVER SPONSORS



Kimley»Horn

Expect More. Experience Better.



HMF Construction, Inc

We Take Pride in Safety



Grasstik®
Privacy Fence

Identified Bond Projects



FUSD

**FONTANA UNIFIED
SCHOOL DISTRICT**

Identified Project Costs

New Elementary School #37 (Build new E.S. School)	\$75 million
Fontana Middle School (New 2-Story Building & Modernization)	\$60 million
Redwood Elementary School (New 2-Story Building & Modernization)	\$35 million
Fontana HS Aquatic Center (New pool, seating, changing rooms)	\$15 million
Summit HS Football Stadium (Lighting, press box, seating, team rooms)	\$18 million
Districtwide Fencing (8 ft tall 1 inch mesh & Iron)	\$15 million
Districtwide Restrooms (Modernization)	\$10 million
Districtwide Playgrounds (Modernization)	\$ 2 million
Districtwide Marquees (Ensure all sites have a mechanical marquee)	\$.5 million
Total	\$300.5 Million

State Modernization Funds: Elementary

Schools	State Share	District Share	Total Funding
Canyon Crest	\$2,695,098	\$1,796,732	\$4,491,830
Hemlock	\$2,733,599	\$1,822,400	\$4,555,999
Mango	\$3,716,487	\$2,477,658	\$6,194,145
Juniper	\$ 882,571	\$ 588,381	\$1,470,952
E.S. Group 1	\$10,027,755	\$ 6,685,171	\$16,712,926
Citrus	\$3,824,472	\$2,549,648	\$6,374,121
Cypress	\$2,333,013	\$1,555,342	\$3,888,355
Date	\$3,607,641	\$2,405,094	\$6,012,735
E.S Group 2	\$9,765,126	\$6,510,084	\$16,275,211
Locust	\$2,216,080	\$1,477,387	\$3,693,467
Maple	\$3,064,855	\$2,043,236	\$5,108,091
Poplar	\$1,951,366	\$1,300,911	\$3,252,277
Porter	\$ 179,068	\$ 119,378	\$ 298,446
Primrose	\$2,649,832	\$1,766,554	\$4,416,386
E.S. Group 3	\$10,061,201	\$6,707,466	\$16,768,667

Schools	State Share	District Share	Total Funding
No. Tamarind	\$1,254,510	\$ 836,340	\$2,090,850
So. Tamarind	\$2,211,198	\$1,474,132	\$3,685,330
O'Day Short	\$5,891,230	\$3,927,487	\$9,818,717
E.S. Group 4	\$9,356,938	\$ 6,237,959	\$15,594,897
Live Oak	\$3,679,404	\$2,452,936	\$6,132,340
Oleander	\$3,649,212	\$2,432,808	\$6,082,020
Tokay	\$2,432,797	\$1,621,865	\$4,054,662
E.S Group 5	\$9,761,413	\$6,507,609	\$16,269,022
Redwood	\$3,244,423	\$2,162,949	\$5,407,371
West Randall	\$7,749,295	\$5,166,196	\$12,915,491
Oak Park	\$2,232,209	\$1,488,139	\$3,720,348
E.S. Group 6	\$13,225,927	\$8,817,284,	\$22,043,211
Palmetto	\$8,165,756	\$5,44,837	\$13,609,593
Shadow Hills	\$2,602,483	\$1,734,989	\$4,337,472
E.S. Group 7	\$10,768,239	\$7,178,826	\$17,947,065

State Modernization Funds: Secondary

Schools	State Share	District Share	Total Funding
Almeria	\$6,257,297	\$4,171,532	\$10,428,829
Southridge	\$6,267,859	\$4,178,573	\$10,446,432
M.S. Group 1	\$12,525,156	\$ 8,350,105	\$20,875,261
Alder	\$1,243,095	\$ 828,730	\$2,071,824
Truman	\$6,372,255	\$4,248,170	\$10,620,424
Sequoia	\$2,362,508	\$1,575,005	\$3,937,513
M.S Group 2	\$9,977,858	\$6,651,905	\$16,629,761

Schools	State Share	District Share	Total Funding
AB Miller	\$18,259,644	\$12,173,096	\$30,432,740
Kaiser	\$15,381,111	\$10,254,074	\$25,635,185
FOHI	\$13,090,085	\$8,726,723	\$21,816,808
Summit	\$ 1,880,323	\$ 1,253,548	\$3,133,871
H.S. Group	\$48,611,163	\$32,407,441	\$81,018,604

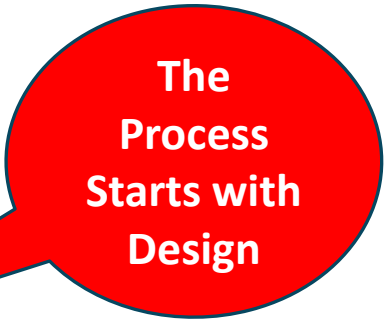
School Level	Total State Share	District Share	Total Funding	Total Design Fees @ 10%
Elementary	\$72,966,599	\$48,644,399	\$ 121,610,998	\$12,161,100
Middle	\$22,503,014	\$15,002,010	\$37,505,024	\$3,750,502
High	\$48,611,163	\$32,407,441	\$81,018,604	\$8,101,860
Total	\$144,080,776	\$96,053,850	\$240,134,626	\$24,013,462

State Modernization Program: Eligibility

Reimbursement Program

State Pays 60% & District pays 40%
Eligibility Based on Age of School

School Level	State Share	District Share	Total Funding	Total Design Fees @ 10%
Elementary	\$72,966,599	\$48,644,399	\$ 121,610,998	\$12,161,100
Middle	\$22,503,014	\$15,002,010	\$37,505,024	\$3,750,502
High	\$48,611,163	\$13,599,403	\$81,018,604	\$8,101,860
Total	\$144,080,776	\$96,053,850*	\$240,134,626	\$24,013,462



The Process Starts with Design

*Includes Design Fees

UPCOMING/CURRENT OPPORTUNITIES

BVMS Lunch Shade Structure

Est cost of construction: ~\$260k Delivery Method: Hard Bid / In house Bid Date: 5/5/2026
Construction of (1) 35X45 DSA pre-check approved (PCA) shade structure (OFCl) with electrical utility extensions to the shade structure. Replace existing paving surfaces while addressing landscaping and irrigation.

TVHS Quad Lunch Area

Est cost of construction: ~\$300k Delivery Method: Hard Bid / In house Bid Date: 5/5/2026
Construction of two (2) 15X49 pre-check approved (PCA) shade structures (OFCl) with electrical utility extensions to the shade structures. Replace existing paving surfaces, addition of concrete tree planters, and small platform stage.

BASES Summer Program & Professional Development Facility

Est cost of construction: ~\$18M Delivery Method: Lease-leaseback
Estimated Advertise Date: Fall 2026 for sub-contractors
Description: Development of app. 3 acres at Benton/Pourroy, including required off-site development (street widening, traffic signal modification, power pole under grounding, etc). New building 7,165 sqft with overhang area of 1,580 sqft, including lunch shelter, shade structure, play areas, and parking lot.

Temecula Valley HS - New Classroom building

Cost Range: ~\$30M Delivery Method: Design-Build
Estimated Advertise Date: Spring 2027 for sub-contractors
Description: Removal of portables and replacement with permanent classroom building with some specialized spaces like SPED

RECENT OPPORTUNITIES / CURRENT PROJECTS

Margarita MS - Modernization of one (1) classroom building and portions of main building, removal of six (6) portables to make room for outside amphitheater, storm drain replacement, fire alarm upgrade, added site work
Est cost of construction: ~\$11M Bid date: 4/28/2026

Temecula ES - Modernization of Administration Building including seismic retrofit; renovation of collaboration areas in two main classroom buildings.
Est cost of construction: ~\$3.5M Bid date: 4/22/2026


Nicolas Valley ES - New MPR with 10 classrooms and site work, removal of portables
Est cost of construction: ~\$20M Bid date: 4/7/2026

Nicolas Valley ES - Kitchen expansion within existing MPR building, and converting the remaining space to a elementary PE and VAPA space
Est cost of construction: ~\$3M Bids date: 4/7/2026



TVUSD Facilities Development open bids can be found here:
<https://www.tvusd.k12.ca.us/site/default.aspx?PageID=23031>

For more information about the TVUSD Facilities Development program:
<https://www.tvusd.k12.ca.us/domain/9866>



DESERT SANDS UNIFIED SCHOOL DISTRICT

ABOUT US.

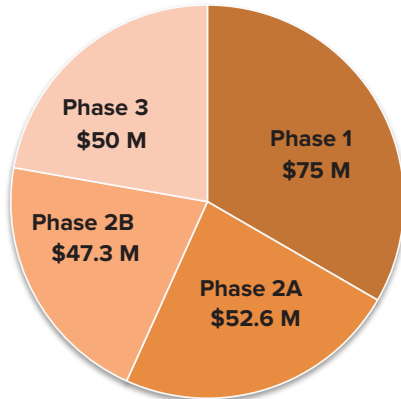
Desert Sands Unified School District primarily serves five communities in the central Coachella Valley of California: Bermuda Dunes, Indian Wells, Indio, La Quinta, and Palm Desert. Children from parts of Bermuda Dunes and Rancho Mirage also take advantage of the quality education provided by our schools. 26,000 students attend 34 schools in the district including traditional high schools, alternative high schools, middle schools, elementary schools, and preschools, including a federally funded Head Start program.

BOND PROGRAMS

Facilities Services Department is under the Business Services division. The department oversees two major bond programs.

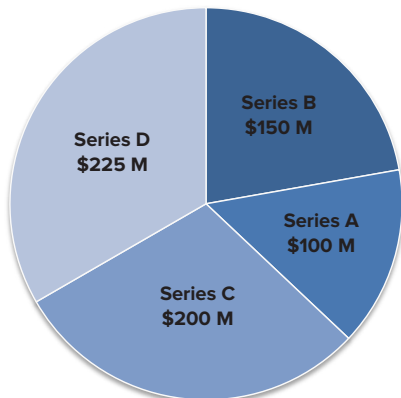
MEASURE KK PROGRAM SUMMARY

The \$225 million bond-issue was approved by 69.5% of the voters in the November 2014 election. The funds are to be used to build a new elementary school, modernize schools across the district, invest in technology, and fund projects to make our schools safer and more efficient.



MEASURE A PROGRAM SUMMARY

The \$675 million bond-issue was approved by more than 55% in the March 2024 election.



MEASURE KK PROJECTS

Phase 3 (2022-Present)

Adams ECE	\$	7,000,000
Carter ES	\$	19,500,000
Truman ES	\$	11,600,000
*Other	\$	11,900,000
Totals	\$	23,500,000



MEASURE A PROJECTS

Series A (2025-2028)

La Quinta High School	\$	87,500,000
Andrew Jackson	\$	27,000,000
District-Wide Access Control System	\$	200,000
*Other	\$	35,300,000
Totals	\$	150,000,000



Series B (2028-2031)

Lyndon B. Johnson	\$	26,000,000
Amelia Earhart	\$	24,000,000
John Glenn MS	\$	30,000,000
*Other/District-Wide Access Control System	\$	-
Totals	\$	80,000,000



Series C (2031-2034)

Dr. Reynaldo Carreon	\$	18,600,000
Martin Van Buren	\$	24,000,000
Ronald Reagan Elementary	\$	24,000,000
Benjamin Franklin	\$	19,600,000
Colonel Mitchell Paige	\$	34,400,000
Palm Desert Charter	\$	2,500,000
Indio High School	\$	4,330,000
*Other/District-Wide Access Control System	\$	450,000
Totals	\$	127,880,000



Series D (2034-2037)

Carrillo Ranch	\$	19,000,000
Thomas Jefferson Middle School	\$	24,000,000
Summit-Horizon	\$	12,500,000
Theodore Roosevelt	\$	18,000,000
Washington Charter	\$	12,300,000
Amistad High School	\$	2,300,000
Desert Ridge Academy	\$	13,400,000
Palm Desert High School	\$	4,375,000
Shadow Hills High School	\$	5,210,000
*Other/District-Wide Access Control System	\$	500,000
Totals	\$	111,585,000



DELIVERY METHOD + BIDDING OPPORTUNITIES

MEASURE A PROJECTS

Series A (2025-2028)

Delivery Method:

CM Multiple Prime

Construction Schedule:

Project	Start	Finish
La Quinta High School Modernization	Q3-2026	Q2-2029
Andrew Jackson Elementary School Modernization	Q2-2026	Q3-2027
District-Wide Access Control System	Q4-2026	Q4/2027

*CONTRACTOR ANNUAL PRE-QUALIFICATION PROCESS

Annual Submission in Q1 of each year with additional opportunities on a project-specific basis 10-days before bids are due.

**Only A, B, and MEPs, pursuant to California Public Contract Code section 20111.6.*

CONSULTANT SERVICES AND OPPORTUNITIES

Materials and Special Testing Labs

Geotechnical Report

Hazardous Materials Surveys and Reports

DSA Inspection Services

Land Surveyors

Environmental Assessor Services

Architects (Series B, C, D)

Construction Managers (Series B, C, D)

FACILITIES SERVICES STAFF

Patrick Cisneros, Director, Facilities Services

Jacob Barrios, Project Manager

Victor Labastida, Project Manager

Daniel Vargas, Project Manager

Maria Verdugo-Verdel, Admin. Asst.

Yolanda Garcia, Budget Tech

Alissah Gil, Accounting Tech

Yaneil Castillo, Office Specialist